



CIVIL ENGINEERING STUDIES
Illinois Center for Transportation Series No. 11-085
UILU-ENG-2011-2011
ISSN: 0197-9191

A STUDY ON WARM-MIX ASPHALT

Prepared By
Imad Al-Qadi
Jeff Kern
Jim Meister

University of Illinois at Urbana Champaign

Research Report ICT-11-085

A report of the findings of
ICT-R27-SP17
Warm Mix Asphalt Study

Illinois Center for Transportation

June 2011

| | | | |
|---|--|--|-----------|
| 1. Report No. FHWA-ICT-11-085 | 2. Government Accession No. | 3. Recipient's Catalog No. | |
| 4. Title and Subtitle A Study on Warm-Mix Asphalt | | 5. Report Date June 2011 | |
| | | 6. Performing Organization Code | |
| 7. Author(s) Imad Al-Qadi, Jeff Kern, Jim Meister | | 8. Performing Organization Report No. ICT-11-085 UILU-ENG-2011-2011 | |
| 9. Performing Organization Name and Address Illinois Center for Transportation Department of Civil and Environmental Engineering University of Illinois at Urbana-Champaign 205 N. Mathews Ave, MC 250 Urbana, IL 61801 | | 10. Work Unit (TRAIS) | |
| | | 11. Contract or Grant No. ICT R27-SP17 | |
| | | 13. Type of Report and Period Covered | |
| 12. Sponsoring Agency Name and Address Illinois Department of Transportation Bureau of Materials and Physical Research 126 E. Ash Street Springfield, IL 62704 | | 14. Sponsoring Agency Code | |
| 15. Supplementary Notes | | | |
| 16. Abstract The Illinois Department of Transportation (IDOT) had an immediate need to evaluate the performance characteristics of new asphalt mixtures. The new mixtures included warm mix asphalt (WMA), stone-matrix asphalt (SMA) with recycled asphalt shingles (RAS), and asphalt mixtures containing alternate friction aggregates (diabase, quartzite, and granite). The object of this project was to compare these new mixes and to provide IDOT with guidance on the applicability of the mix designs when implementing these mixtures in the future. | | | |
| 17. Key Words Warm-mix asphalt, stone-mix asphalt, asphalt mixtures, friction aggregates | | 18. Distribution Statement No restrictions. This document is available to the public through the National Technical Information Service, Springfield, Virginia 22161. | |
| 19. Security Classif. (of this report) Unclassified | 20. Security Classif. (of this page) Unclassified | 21. No. of Pages 70 | 22. Price |

ACKNOWLEDGMENT AND DISCLAIMER

This publication is based on the results of ICT-R27-SP17, **Warm Mix Asphalt Study**. ICT-R27-SP17 was conducted in cooperation with the Illinois Center for Transportation; the Illinois Department of Transportation; and the U.S. Department of Transportation, Federal Highway Administration.

Members of the Technical Review Panel are the following:

Thomas Zehr, Illinois Department of Transportation (IDOT), Chair
David Lippert, IDOT
James Trepanier, IDOT
Abdul Dahhan, IDOT

The contents of this report reflect the view of the authors, who are responsible for the facts and the accuracy of the data presented herein. The contents do not necessarily reflect the official views or policies of the Illinois Center for Transportation, the Illinois Department of Transportation, or the Federal Highway Administration. This report does not constitute a standard, specification, or regulation.

EXECUTIVE SUMMARY

The Illinois Department of Transportation (IDOT) had an immediate need to evaluate the performance characteristics of new asphalt mixtures. The new mixtures included warm mix asphalt (WMA), stone-matrix asphalt (SMA) with recycled asphalt shingles (RAS), and asphalt mixtures containing alternate friction aggregates (diabase, quartzite, and granite). The object of this project was to compare these new mixes and to provide IDOT with guidance on the applicability of the mix designs when implementing these mixtures in the future.

All 17 mixtures were tested in the Wheel Track device. Dynamic Modulus testing was also performed on the SMA and SMAs with RAS. The SMA group used to evaluate RAS included a control mix with PG 76-22. The SMA with 5% RAS used both PG 76-22 and PG 70-22. Although the RAS mixtures show a lower dynamic modulus than the control mixture at low temperatures and high frequencies, this is not a concern because they have similar dynamic modulus values at high temperatures and low frequencies. However, the Wheel Track test showed approximately 25% more rutting for the RAS SMA that uses PG 76-22 binder compared to the control mixture. This indicates that the outcome from the compressive modulus test and wheel testing with shear distortions could be different. Given that rutting is related to shear in the mixture, the wheel track test results, although qualitative, are important.

The N90F WMA does show a higher wheel track displacement than most of the other HMA of the same classification. Additional testing should be conducted on a wider variety of WMA and HMA specimens to confirm these results.

The District 2 HMA shows a greater displacement in the wheel tracking test than the WMA of the same mixture type. The QC data indicates that there are differences in the dust content, AC content, and volumetrics of these mixes. These differences may affect the resulting displacements of the mixes.

The three N80 SMA surface mixes with alternate friction aggregates (diabase, granite, and quartzite) had only minor differences in the wheel track displacements. The wheel track data for the five N90F surface mixtures show that the control mixture with steel slag has a larger displacement than the mixes containing quartzite.

Additional testing should be considered to evaluate the low temperature fracture properties of the mixes containing RAS and WMA mixtures. In addition, a more comprehensive testing plan for various SMA, HMA, and WMA should be conducted that considers the effect of curing time on laboratory measured parameters. In addition, a standard IDOT protocol should be established. Consideration should be given to address the field compaction requirements of various mixtures when comparing HMA, WMA, and SMA.

TABLE OF CONTENTS

| | |
|---|-----|
| ACKNOWLEDGMENT AND DISCLAIMER | i |
| EXECUTIVE SUMMARY | ii |
| TABLE OF CONTENTS | iii |
| CHAPTER 1 PROJECT BACKGROUND | 1 |
| CHAPTER 2 ASPHALTIC MIXTURES CONSIDERED IN THE STUDY | 2 |
| 2.1 PROPOSED AND TESTED MIXTURES | 2 |
| 2.1.1 SMA/ RAS (Bishop Ford) | 2 |
| 2.1.2 Warm Mix Asphalt | 4 |
| 2.1.3 District 2 Hot-Mix and Warm Mix Asphalt | 4 |
| 2.1.4 Alternate Friction Aggregates (SMAs) | 4 |
| 2.1.5 Alternate Friction Aggregates (N90F Mixes) | 4 |
| 2.1.6 Control Mixes for R27-42 (Thin, Quiet Pavement Project) | 4 |
| CHAPTER 3 WHEEL TRACK TESTING | 5 |
| 3.1 SMA/ RAS (BISHOP FORD) - WHEEL TRACK TEST RESULTS | 9 |
| 3.2 WARM MIX ASPHALT - WHEEL TRACK TEST RESULTS | 9 |
| 3.3 DISTRICT 2 HOT-MIX AND WARM MIX ASPHALT - WHEEL TRACK TESTING RESULTS | 10 |
| 3.4 ALTERNATE FRICTION AGGREGATES (SMAS) - WHEEL TRACK TESTING RESULTS | 10 |
| 3.5 ALTERNATE FRICTION AGGREGATES (N90F MIXES) - WHEEL TRACK TESTING RESULTS | 10 |
| 3.6 CONTROL MIXES FOR R27-42 (THIN, QUIET PAVEMENT PROJECT) - WHEEL TRACK TESTING RESULTS | 10 |
| CHAPTER 4 DYNAMIC MODULUS TESTING | 12 |
| 4.1 DYNAMIC MODULUS TESTING | 12 |
| 4.2 DYNAMIC MODULUS TESTING RESULTS | 13 |
| CHAPTER 5 CONCLUSIONS AND RECOMMENDATIONS | 16 |
| 5.1 CONCLUSIONS | 16 |
| 5.2 RECOMMENDATIONS | 16 |
| REFERENCES | 17 |
| APPENDIX A: MIXTURE DESIGN AND QC DATA | A-1 |
| APPENDIX B: WHEEL TRACK TESTING RESULTS | B-1 |
| APPENDIX C: DYNAMIC MODULUS TESTING RESULTS | C-1 |

CHAPTER 1 PROJECT BACKGROUND

This project was funded due to an immediate need for laboratory testing to evaluate the performance characteristics of new asphalt mixtures. The new mixtures included warm mix asphalt (WMA), stone-matrix asphalt (SMA) with recycled asphalt shingles (RAS), and asphalt mixtures containing alternate friction aggregates (diabase, quartzite, and granite).

Mixtures were collected by IDOT and delivered to the ATREL facility in Rantoul, Illinois for testing. All mixtures were tested with the Wheel Track device. Dynamic modulus testing was also performed on the three SMAs with RAS. The resulting data will be used to compare these new mixtures and provide guidance on the applicability of the mix designs when implementing these mixtures in the future.

CHAPTER 2 ASPHALTIC MIXTURES CONSIDERED IN THE STUDY

2.1 PROPOSED AND TESTED MIXTURES

The original workplan considered 26 different mixtures to be tested with the Wheel Track device while dynamic modulus and fatigue testing would be performed on three of the mixtures. The original testing matrix is shown in Table 1. Fatigue testing was removed from the plan due to scheduling limitations.

Table 1. Original Testing Matrix for R27-SP17

| Mixture Description (per IDOT) | | | Proposed Testing for R27-SP17 | | | Received at ATREL | |
|---------------------------------------|--|--|-------------------------------|-----------------|---------|---------------------------|-----|
| | | | Wheel Track | Dynamic Modulus | Fatigue | | |
| MIXES / MATERIALS | SMA / RAS Bishop Ford | Virgin SMA Binder, PG 76-22, w/fibers | x | x | x | Yes | |
| | | SMA w/ 5% RAS, PG 76-22, no fibers | | | | | |
| | | SMA w/ 5% RAS, PG 70-22, no fibers | | | | | |
| | Warm Mix Asphalt | Evotherm, N90 F 0.5% | x | | | Yes | |
| | | District 3, WMA Shoulders | | | | | |
| | District 2 HMA & WMA | HMA | x | | | Yes (1 HMA & 1 WMA) | |
| | | WMA with Anti-strip | | | | | |
| | | WMA with Anti-strip | | | | | |
| | | WMA w/o Anti-strip | | | | | |
| | Alternate Friction Aggregates | SMA Designs (Designs complete by approx. Sept 1, 2009) | | x | | | Yes |
| | | Diabase | | | | | |
| | | Granite | | | | | |
| | | Quartzite | | | | | |
| | | Quartzite | | x | | | Yes |
| | | N90F, with Steel Slag, Arrow Road (Control) | | | | | |
| | | N90F, with Quartzite, Arrow Road | | | | | |
| | | N90F, with Quartzite, Allied | | | | | |
| | | 9) mixes total of N90 Mix F done over the winter (Jan & Feb) with Diabase, Granite, and Quartzite using | | x | | | No |
| | | Mix F, Vulcan McCook + FM20 + RAP | | | | | |
| | Mix F, M. S. Thornton + FM20 + RAP | | | | | | |
| Mix F, A Dolomite Gravel + FM20 + RAP | | | | | | | |
| Control Mixes for R27-42 | 19536R - HMA N90F Rec Surf - Steel Slag | | x | | | Yes | |
| | 18436 - Poly HMA SMA SCS N80 12.5 - Steel Slag | | | | | | |

Although the original testing plan considered a total of 26 mixtures, only the mixtures presented in Table 2 were provided by IDOT. The mix designs and QC data (for plant produced mixtures) are provided in Appendix A. The mixtures are classified into the following groups.

2.1.1 SMA/ RAS (Bishop Ford)

These mixtures were provided by District 1 to compare three SMAs. Gyrotory samples were provided by IDOT for the Wheel Track testing and loose mix was provided for the remaining tests. The control mixture (81BIT114G) is a N80 SMA Binder (18435) with modified PG 76-22. The two RAS mixtures (81BIT117G) are N80 SMA Binders (18435R). One of the RAS mixtures contains a modified PG 76-22 and the other contains a modified PG 70-22. Both RAS mixtures contain 5% recycled asphalt shingles. All three mixtures were produced and sampled from a plant.

Table 2. Details of Study Mixtures

| Mixture Description (per IDOT) | | Mixture ID | Mixture Material Code | Mixture Name | Asphalt Binder Material Code | Binder Name | Plant or Lab Produced | Producer's Name (on Mix Design or QC Sheet) | |
|---|--|--|---------------------------------------|---------------------------------------|--|---------------------|---|---|--|
| MIXES / MATERIALS | SMA / RAS Bishop Ford | Virgin SMA Binder, PG 76-22, w/fibers (114G) | 81BIT114G | 18435 | (114G) SMA, Binder, 12.5 (N80) | 10131 | PG 76-22 (Modified) | Plant | Gallagher Asphalt, Thornton |
| | | SMA w/ 5% RAS, PG 76-22, no fibers (117G) | 81BIT117G | 18435R | (117G) SMA, Binder, 12.5, Recycled (N80) | 10131 | PG 76-22 (Modified) | Plant | Gallagher Asphalt, Thornton |
| | | SMA w/ 5% RAS, PG 70-22, no fibers (117G) | 81BIT117G | 18435R | (117G) SMA, Binder, 12.5, Recycled (N80) | 10129 | PG 70-22 (Modified) | Plant | Gallagher Asphalt, Thornton |
| | Warm Mix Asphalt | Evotherm, N90 F 0.5% (Chemical) | FRWARMT | 19536 | HMA, Surface Course, N90, F | 10129 | PG 70-22 (Modified) | Lab | None, Lab = Schaumburg |
| | | District 3, WMA Shoulders (Foamed) | 84BIT4605 (WMA) | 19515R | HMA, Surface Course, N50, E, Recycled | 10125 | PG 58-22 | Plant | Advanced Asphalt Company, Princeton |
| | District 2 HMA & WMA | District 2, HMA | 82BIT4536 | 19513R | HMA, Surface Course, N50, C, Recycled | 10127 | PG 64-22 | Plant | McCarthy, Linwood, IA |
| | | District 2, WMA (Foamed) | 82BIT4536 (WMA) | 19513R | WMA, Surface Course, N50, C, Recycled | 10127 | PG 64-22 | Plant | McCarthy, Linwood, IA |
| | Alternate Friction Aggregates | SMA Designs | | | | | | | |
| | | Diabase | IDOT09001 | 18436 | SMA, Surface, 12.5 (N80) | 10131 | PG 76-22 (Modified) | Lab | None, Lab = S.T.A.T.E. |
| | | Granite | IDOT09002 | 18436 | SMA, Surface, 12.5 (N80) | 10131 | PG 76-22 (Modified) | Lab | None, Lab = S.T.A.T.E. |
| | | Quartzite | IDOT09003 | 18436 | SMA, Surface, 12.5 (N80) | 10131 | PG 76-22 (Modified) | Lab | None, Lab = S.T.A.T.E. |
| | | Quartzite | | | | | | | |
| | | N90F, with Steel Slag, Arrow Road (Control) | ARM09003 | 19536R | HMA, Surface Course, N90, F, Recycled | 10129 | PG 70-22 (Modified) | Lab | Arrow Road, Mt. Prospect (Lab = S.T.A.T.E.) |
| | | N90F, with Quartzite, Arrow Road | ARC09005 | 19536R | HMA, Surface Course, N90, F, Recycled | 10129 | PG 70-22 (Modified) | Lab | Arrow Road, Carpentersville (Lab = S.T.A.T.E.) |
| | | N90F, with Quartzite, Allied | ALFP09001 | 19536R | HMA, Surface Course, N90, F, Recycled | 10129 | PG 70-22 (Modified) | Lab | Allied Asphalt, Franklin Park (Lab = S.T.A.T.E.) |
| N90F, with Quartzite, Ogden (not on original list) | | OGD09002 | 19536R | HMA, Surface Course, N90, F, Recycled | 10129 | PG 70-22 (Modified) | Lab | Ogden Materials, Chicago (Lab = S.T.A.T.E.) | |
| N90F, with Quartzite, Arrow Road (not on original list) | ARM09009 | 19536R | HMA, Surface Course, N90, F, Recycled | 10129 | PG 70-22 (Modified) | Lab | Arrow Road, Mt. Prospect (Lab = S.T.A.T.E.) | | |
| Control Mixes for R27-42 | 19536R - HMA N90F Rec Surf - Steel Slag | 81BIT069B | 19536R | HMA, Surface Course, N90, F, Recycled | 10129 | PG 70-22 (Modified) | Plant | Central Blacktop, Hodgkins | |
| | 18436 - Poly HMA SMA SCS N80 12.5 - Steel Slag | 81BIT118G | 18436 | SMA, Surface, 12.5 (N80) | 10131 | PG 76-22 (Modified) | Plant | K-Five, Chicago | |

2.1.2 Warm Mix Asphalt

As part of this study, various warm mix technologies were evaluated. Gyratory samples were provided by IDOT for the Wheel Track testing. The WMA containing 0.5% of the Evotherm additive (FRWARMT) is a N90 F Surface (19536) with modified PG 70-22. The FRWARMT mixture was produced in a laboratory. The 84BIT460S – WMA (considered for shoulders) is a N50 E Surface (19515R) with Foamed PG 58-22. The 84BIT460S was produced and sampled from a plant.

2.1.3 District 2 Hot-Mix and Warm Mix Asphalt

N50 C recycled HMA and WMA surface mixes (82BIT4536) with PG 64-22, produced and sampled from a plant, were compared. The WMA was produced with foamed asphalt. Bag samples of loose mix were provided by BMPR and gyratory samples were compacted at ATREL for the Wheel Track testing. The mixtures are both N50 C recycled surface. Four mixes were originally planned for this part of the study; however, these were the only two mixes available for testing at this time.

2.1.4 Alternate Friction Aggregates (SMAs)

These mixtures were provided by District 1 to evaluate alternate friction aggregates in SMAs. Gyratory samples were provided by IDOT for the Wheel Track testing. All three of these SMAs are N80 SMA Surfaces (18436) with modified PG 76-22. Each mixture contains a different alternate friction aggregate. Mixture IDOT09001 contains diabase; mixture IDOT09002 contains granite; and mixture IDOT09003 contains quartzite. These mixtures were all produced in a laboratory.

2.1.5 Alternate Friction Aggregates (N90F Mixes)

These mixtures were provided by District 1 to evaluate alternate friction aggregates in N90F mixtures. Gyratory samples were provided by IDOT for the Wheel Track testing. The control mixture (ARM09003) is a N90 F Surface (19536R) with steel slag for the friction aggregate and modified PG 70-22. The four other mixtures (ARC09005, ALFP09001, OGD09002 and ARM09009) are N90 F surfaces (19536R) with quartzite for the friction aggregate and modified PG 70-22. These mixtures were all produced in a laboratory.

2.1.6 Control Mixes for R27-42 (Thin, Quiet Pavement Project)

The control mixes were identified as control mixtures in another project currently conducted at ATREL, ICT R27-42 on Development of a Thin, Quiet, Long-Lasting, High Friction Surface Layer for Economical Use in Illinois. The F mixture (81BIT069B) is a N90 F surface (19536R) with steel slag for the friction aggregate and modified PG 70-22. The SMA (81BIT118G) is a N80 SMA surface (18436) with steel slag for the friction aggregate and modified PG 76-22. These mixtures were sampled by the U of I from the plants during the 2009 production season. Samples were then prepared for these mixtures at ATREL.

CHAPTER 3 WHEEL TRACK TESTING

Wheel Track testing was performed on all mixtures received at ATREL. Currently IDOT does not have a standard protocol for this test, therefore AASHTO (T 324), Colorado (L 5112), Montana (MT 334), Utah (Materials Manual Section 990) and TxDOT (Tex-242-F) were reviewed. A decision was made to follow the TxDOT standard until a formal IDOT protocol is established. The sample preparation and testing is summarized as follows:

- Gyratory samples were all compacted to 7.0% +/- 0.5% voids. Additional samples for the R27-42 SMA were compacted at 5.0% +/-0.5% voids.
- The 125 to 130 mm tall gyratory samples were cut in half to obtain two specimens each at 62 +/- 2 mm in height. All samples were prepared similarly with the exception of the District 2 HMA, District 2 WMA and District 3 WMA shoulder mixes; these samples compacted to individual 62 +/- 2 mm specimen.
- Specimen were cut and mounted in the sample molds using a gypsum cement mixture to hold each piece firmly. Once the gypsum cement cured properly, the samples were loaded into the Wheel Track device.
- A minimum of two tests were performed on each mixture in the wet condition (1 test was also performed in the dry condition for the RAS SMAs). All mixtures were conditioned and tested in a water bath at 122 °F (50 °C). The three SMAs for the RAS study were also tested dry at 122 °F (50 °C).
- Although an official IDOT failure criterion has not been established yet, the testing was performed for 20,000 passes or a rut depth of 12.5 mm (for mixes with PG 64 binder) and terminated when one of these criteria was reached. This was based on information obtained from TxDOT. It was later discussed with BMPR that future testing will be carried out to 20,000 passes or a rut depth of 20 mm (as long as the molds are not damaged) until a formal protocol is established.
- The Wheel Track testing system documented the displacement at 11 locations on the specimen surface for each pass of the wheel.
- Once the testing was completed all of the data was exported to a spreadsheet, and the final surface profile at each measurement point was documented for each sample.
- The Displacement vs. Number of Passes was documented at the measurement point with the largest total displacement for each sample.

A mold assembly for the Wheel Track test is shown in Figure 1. Figure 2 shows a typical test with the specimens submerged at 122 °F (50 °C). Results of the Wheel Track testing are provided in Appendix B and summarized in Table 3. The data is also presented graphically in Figure 3. Some tests were terminated prior to reaching 20,000 passes due to rut depths exceeding 12.5 mm. Therefore, the data is compared at 14,000 passes in Table 3 and Figure 3 to provide a common point for all testing. All data is presented for specimens tested at 7.0 +/- 0.5% air void and submerged in water at 122 °F (50 °C) unless otherwise noted.




Figure 1. Mold assembly for the Wheel Track test.




Figure 2. Wheel Track test with samples submerged at 122 °F (50 °C).

Table 3. Summary of Hamburg Wheel Testing Data for R27-SP17

| Mixture Description (per IDOT) | | Mixture ID | Mixture Material Code | Mixture Name | Plant or Lab Produced | Test Condition (Wet / Dry) | Air Voids (%) | Max Displacement at 14,000 passes (mm) | | | | |
|---|--|--|---------------------------------------|--|--|----------------------------|---------------|--|---------|-----------|---------|------|
| | | | | | | | | Individual Samples | Average | Std. Dev. | COV (%) | |
| MIXES / MATERIALS | SMA / RAS Bishop Ford | Virgin SMA Binder, PG 76-22, w/fibers (114G) | 81BIT114G (PG 76-22 Modified) | 18435 | (114G) SMA, Binder, 12.5 (N80) | Plant | Wet | 7.5 | 3.25 | 3.49 | 0.34 | 9.7 |
| | | | | | | | | 6.9 | 3.73 | | | |
| | | | | | | | | Dry | 7.5 | | | |
| | | SMA w/ 5% RAS, PG 76-22, no fibers (117G) | 81BIT117G (PG 76-22 Modified) | 18435R | (117G) SMA, Binder, 12.5, Recycled (N80) | Plant | Wet | 7.4 | 6.00 | 4.60 | 1.99 | 43.2 |
| | | | | | | | | * | 3.19 | | | |
| | | | | | | | | Dry | 7.1 | | | |
| | SMA w/ 5% RAS, PG 70-22, no fibers (117G) | 81BIT117G (PG 70-22 Modified) | 18435R | (117G) SMA, Binder, 12.5, Recycled (N80) | Plant | Wet | 6.9 | 6.41 | 6.32 | 0.13 | 2.1 | |
| | | | | | | | 7.4 | 6.22 | | | | |
| | | | | | | | Dry | 7.1 | | | | 4.41 |
| Warm Mix Asphalt | Evotherm, N90 F 0.5% (Chemical) | FRWARMT (PG 70-22 Modified) | 19536 | HMA, Surface Course, N90, F | Lab | Wet | 7.5 | 8.03 | 6.25 | 2.52 | 40.4 | |
| | | | | | | | 6.9 | 4.46 | | | | |
| | District 3, WMA Shoulders (Foamed) | 84BIT460S (WMA) (PG 58-22) | 19515R | HMA, Surface Course, N50, E, Recycled | Plant | Wet | 5.7 & 7.1 | 10.71 | 7.85 | 2.76 | 35.2 | |
| 7.1 & 7.1 | 5.20 | | | | | | | | | | | |
| 8.7 & 6.9 | 7.63 | | | | | | | | | | | |
| D2 HMA & WMA | District 2, HMA | 82BIT4536 | 19513R | HMA, Surface Course, N50, C, Recycled | Plant | Wet | 6.6 & 6.9 | 12.67 | 12.03 | 0.88 | 7.3 | |
| | | | | | | | 7.0 & 6.9 | 11.02 | | | | |
| | | | | | | | 7.0 & 7.0 | 12.39 | | | | |
| | District 2, WMA (Foamed) | 82BIT4536 (WMA) | 19513R | WMA, Surface Course, N50, C, Recycled | Plant | Wet | 6.8 & 7.0 | 7.96 | 7.75 | 2.33 | 30.1 | |
| | | | | | | | 6.7 & 6.8 | 5.93 | | | | |
| | | | | | | | 6.8 & 6.8 | 6.14 | | | | |
| 6.9 & 6.9 | 10.97 | | | | | | | | | | | |
| Alternate Friction Aggregates | Diabase | IDOT09001 (PG 76-22 Modified) | 18436 | SMA, Surface, 12.5 (N80) | Lab | Wet | 6.8 | 5.48 | 5.31 | 0.25 | 4.7 | |
| | 6.8 | 5.13 | | | | | | | | | | |
| | Granite | IDOT09002 (PG 76-22 Modified) | 18436 | SMA, Surface, 12.5 (N80) | Lab | Wet | 7.1 | 5.79 | 5.37 | 0.59 | 11.1 | |
| | 6.9 | 4.95 | | | | | | | | | | |
| | Quartzite | IDOT09003 (PG 76-22 Modified) | 18436 | SMA, Surface, 12.5 (N80) | Lab | Wet | 7.1 | 4.81 | 5.15 | 0.48 | 9.3 | |
| | 7.3 | 5.49 | | | | | | | | | | |
| | N90F, with Steel Slag, Arrow Road (Control) | ARM09003 (PG 70-22 Modified) | 19536R | HMA, Surface Course, N90, F, Recycled | Lab | Wet | * | 7.24 | 6.36 | 1.24 | 19.6 | |
| | 7.5 | 5.48 | | | | | | | | | | |
| | N90F, with Quartzite, Arrow Road | ARC09005 (PG 70-22 Modified) | 19536R | HMA, Surface Course, N90, F, Recycled | Lab | Wet | 7.0 or 7.3* | 3.48 | 3.28 | 0.28 | 8.6 | |
| | 7.1 | 3.08 | | | | | | | | | | |
| N90F, with Quartzite, Allied | ALFP09001 (PG 70-22 Modified) | 19536R | HMA, Surface Course, N90, F, Recycled | Lab | Wet | 6.6 | 3.96 | 4.04 | 0.11 | 2.6 | | |
| 6.8 | 4.11 | | | | | | | | | | | |
| N90F, with Quartzite, Ogden (not on original list) | OGD09002 (PG 70-22 Modified) | 19536R | HMA, Surface Course, N90, F, Recycled | Lab | Wet | 6.9 | 3.81 | 3.44 | 0.53 | 15.4 | | |
| 6.8 | 3.06 | | | | | | | | | | | |
| N90F, with Quartzite, Arrow Road (not on original list) | ARM09009 (PG 70-22 Modified) | 19536R | HMA, Surface Course, N90, F, Recycled | Lab | Wet | * | 3.99 | 3.54 | 0.64 | 18.2 | | |
| 6.9 | 3.08 | | | | | | | | | | | |
| Control Mixes for R27-42 | 19536R - HMA N90F Rec Surf - Steel Slag | 81BIT069B (PG 70-22 Modified) | 19536R | HMA, Surface Course, N90, F, Recycled | Plant | Wet | 7.1 | 3.05 | 3.38 | 0.34 | 9.9 | |
| | | | | | | | 7.1 | 3.37 | | | | |
| | | | | | | | 7.2 | 3.72 | | | | |
| | 18436 - Poly HMA SMA SCS N80 12.5 - Steel Slag | 81BIT118G (PG 76-22 Modified) | 18436 | SMA, Surface, 12.5 (N80) | Plant | Wet | 7.2 | 5.31 | 5.23 | 0.47 | 9.0 | |
| | | | | | | | 7.3 | 5.65 | | | | |
| | | | | | | | 7.0 | 4.72 | | | | |
| | | | | | | | 4.7 | 2.35 | 2.85 | 0.44 | 15.5 | |
| | | | | | | | 5.0 | 3.19 | | | | |
| 4.9 | 3.01 | | | | | | | | | | | |

*Note: Voids were not readable on the sample provided. It is understood that all samples were compacted to 7.0 +/-0.5% Voids unless otherwise noted.

Considering that some tests terminated earlier than others, the displacements were compared at 14,000 passes. This was the highest number of passes available for all of the samples.

Voids for the R27-42 mixtures were determined with the Corelok device.

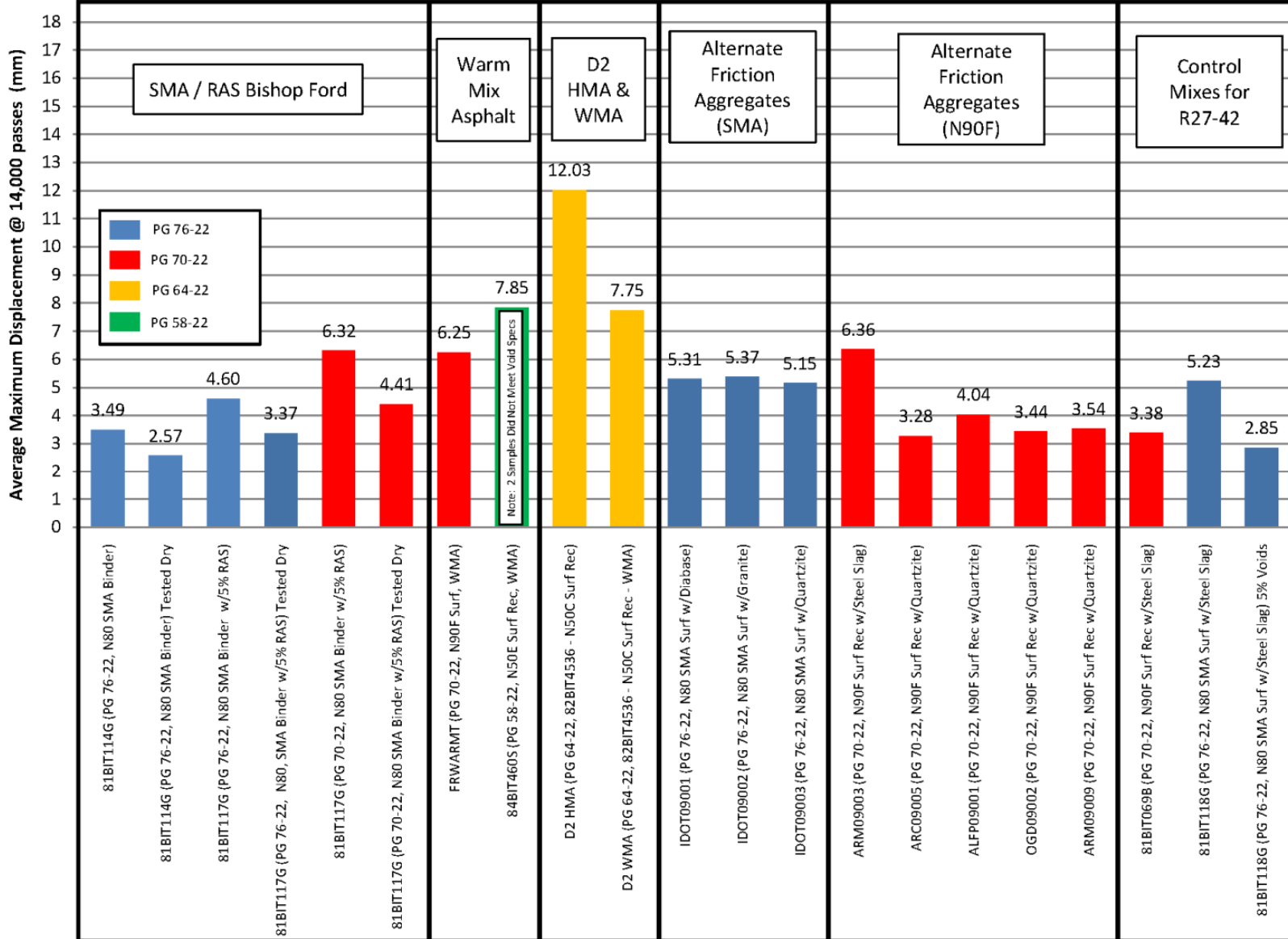


Figure 3. Summary of Wheel Track tests at 7.0% +/- 0.5% air void (81 BIT118G also includes 5% air void data).

3.1 SMA/ RAS (BISHOP FORD) - WHEEL TRACK TEST RESULTS

The Wheel Track test data for the control mixture (81BIT114G) and two mixtures with 5% RAS (81BIT117G) is shown in Figure 3. The average maximum displacements (at 14,000 passes) for the specimens submerged in water at 50 °C range from 3.49 mm for the control mixture (No RAS with PG 76-22) to 6.32 mm for the mixture with 5% RAS and PG 70-22. The maximum displacements (at 14,000 passes) for the specimens tested dry at 50 °C range from 2.57 mm for the control mixture (No RAS with PG 76-22) to 4.41 mm for the mixture with 5% RAS and PG 70-22. It has been suggested that an inflection point in the displacement data and a secondary slope indicate stripping in the mixture (Izzo 1999). No secondary slope was observed in the displacement-number of loading passes curve for these specimens. All of the submerged specimens averaged an additional 0.45 mm displacement from 14,000 passes to 20,000 passes.

The specimens submerged in water show greater displacement than those tested dry for each of the three mixtures. The mixture with 5% RAS (PG 76-22) shows greater displacement than the control mixture with No RAS (PG 76-22) although they contain the same asphalt binder. Therefore, the addition of RAS shows an increase in displacement for these mixtures at the same number of loading passes. It was evident that RAS increases the potential for rutting when used with PG 76-22 binder.

3.2 WARM MIX ASPHALT - WHEEL TRACK TEST RESULTS

The Wheel Track test data for the two WMAs is shown in Figure 3. All of the specimens were tested at 50 °C in water. Although both mixtures are WMA they may not be directly compared considering that one is a N90F and the other is a N50E.

The average maximum displacement (at 14,000 passes) for the FRWARMT (PG 70-22, N90F Surf) mixture is 6.25 mm. Comparing this mixture to the other N90F mixtures in the Alternate Friction Aggregate group, the WMA does show a larger displacement than most of the other HMA of the same classification. Although the displacement data in Appendix B does show a downward trend for one of the specimens, a secondary slope is not well defined for this data. These specimens averaged an additional 1.65 mm displacement from 14,000 passes to 20,000 passes.

The average maximum displacement (at 14,000 passes) for the 84BIT460S (PG 58-22, N50E Surf – District 3 WMA Shoulders) mixture is 7.85 mm. These samples were provided to the U of I as individually compacted specimen at 62 +/- 2 mm each. Therefore, they were not cut in half like the other specimens in the study. The actual void levels were not provided initially; therefore, four of the specimens were grouped into two pairs and tested assuming the air voids was 7.0 +/-0.5%. However, two of the specimens did not meet the air void requirements (as shown in Table 3 and Appendix B): Test 1 used specimens at 5.7% and 7.1% air void; Test 2 used specimens at 7.1% and 7.1% air void; and Test 3 used specimens at 8.7% and 6.9% air void. The data in Appendix B does show that a secondary slope is beginning to occur for the first test. Test 1 was actually terminated at 13.30 mm. Future testing will be performed to 20,000 passes unless a different protocol is agreed upon with IDOT. Test 3 also shows a downward trend; however, a secondary slope is not well defined for this data. No secondary slope was observed for Test 2. Additional testing is suggested for this mixture due to the variability in the voids and that the displacements are inconsistent.

3.3 DISTRICT 2 HOT-MIX AND WARM MIX ASPHALT - WHEEL TRACK TESTING RESULTS

The Wheel Track testing data for the HMA and WMA is shown in Figure 3. All specimens were tested at 50°C in water. These specimens were provided to the U of I as loose mix and then compacted to individual 62 +/- 2 mm specimen. The average maximum displacement (at 14,000 passes) for the HMA (82BIT4536 - PG 64-22, N50C Rec Surf) is 12.03 mm while the WMA (82BIT4536 – PG 64-22, N50C Rec Surf) is 7.75 mm. Four of the six tests were terminated prior to reaching 20,000 passes. The data in Appendix B shows the initiation of a secondary slope for these specimens.

Although the HMA and WMA are considered the same with the only difference being the use of foam to produce the WMA, the QC data shown in Appendix A suggests that there are some differences in the dust content, AC content and volumetric properties. Therefore, these issues should be considered when comparing the displacement data.

3.4 ALTERNATE FRICTION AGGREGATES (SMAS) - WHEEL TRACK TESTING RESULTS

The Wheel Track data for the three SMA surface mixtures with Alternate Friction Aggregates is shown in Figure 3. All of the samples were tested at 50°C in water. All three mixtures are N80 SMA Surfaces with PG 76-22. Mixture IDOT09001 contains diabase; mixture IDOT09002 contains granite; and mixture IDOT09003 contains quartzite for friction aggregates. The average maximum displacements (at 14,000 passes) range from 5.15 mm to 5.37 mm. There is little difference between the average maximum displacements for these mixes. No secondary slope was observed in the displacement data for these samples. These specimens averaged an additional 0.55 mm displacement from 14,000 passes to 20,000 passes.

3.5 ALTERNATE FRICTION AGGREGATES (N90F MIXES) - WHEEL TRACK TESTING RESULTS

The Wheel Track testing data for the control mixture with steel slag (ARM09003) and four mixtures with quartzite (ARC09005, ALFP09001, OGD09002 and ARM09009) is shown in Figure 3. All specimens were tested at 50°C in water. All five mixtures are N90F surfaces with PG 70-22. The control mixture with steel slag has the largest average maximum displacement (at 14,000 passes) of 6.36 mm while the quartzite mixes range from 3.28 mm to 4.04 mm. No secondary slope was observed in the displacement data for these specimens. These specimens averaged an additional 0.44 mm displacement from 14,000 passes to 20,000 passes.

3.6 CONTROL MIXES FOR R27-42 (THIN, QUIET PAVEMENT PROJECT) - WHEEL TRACK TESTING RESULTS

The Wheel Track testing data for the control mixtures for the R27-42 Project (81BIT069B – N90F HMA Surf with steel slag, PG 70-22 and 81BIT118G – N80 Surface SMA with steel slag, PG 76-22) is shown in Figure 3. Specimens were compacted at ATREL and the Corelok device was used to determine the air void contents. Previous testing has shown that the air void measured with the Corelok device can be up to 0.9% higher than SSD-determined values for the F mixture and up to 1.3% higher for the SMA mixture. An example of this difference is shown in Table 4. Therefore, this should be considered when making comparisons based on air void levels.

Table 4. Comparison of CoreLok and SSD Air Void Determinations

| Mix | Sample No. | CoreLok Voids (%) | SSD Voids (%) | Diff. (%) |
|-------|------------|-------------------|---------------|-----------|
| F Mix | F33 | 7.4 | 6.5 | 0.9 |
| | F34 | 6.5 | 5.7 | 0.8 |
| | Avg. | 7.0 | 6.1 | 0.9 |
| SMA | SMA 46 | 5.9 | 4.6 | 1.3 |
| | SMA 47 | 5.2 | 4.0 | 1.2 |
| | Avg. | 5.6 | 4.3 | 1.3 |

All of the specimens were tested at 50°C in water. The N90F mixture has an average maximum displacement (at 14,000 passes) of 3.38 mm. The SMA has an average maximum displacement (at 14,000 passes) of 5.23 mm for the 7.0% target air void specimens. District 1 requested that this SMA also be tested at 5.0% voids (+/-0.5%) to provide a better representation of the minimum air void level used in the field for this mixture. The specimens compacted to 5.0% air voids have an average maximum displacement (at 14,000 passes) of 2.85 mm. Therefore, the specimens compacted to 5.0% air voids have almost a 50% reduction in displacement as compared to the specimens compacted to 7.0% air voids. No secondary slope was observed in the displacement data for these specimens. These specimens averaged an additional 0.29 mm displacement from 14,000 passes to 20,000 passes.

The target air void level of 7.0% is intended to represent the minimum density requirement for field placement of the mixtures. This point was discussed in the 12/7/09 TRP meeting for the Thin Quiet Long-Lasting High Friction Surface Layer project (ICT R27-42). It was agreed that SMA would be tested at 6.0% air voids for that project considering that the SMAs would not really be placed at 7.0% air void content in the field. Therefore, future consideration should be given to address the field compaction requirements of various mixtures when comparing different mixture types in the Wheel Track device.

CHAPTER 4 DYNAMIC MODULUS TESTING

4.1 DYNAMIC MODULUS TESTING

The dynamic modulus test provides a structural characterization of asphalt mixtures and is used as an input for the Mechanistic Empirical Pavement Design Guide (MEPDG) (Carpenter 2007). The dynamic modulus test is performed by measuring the recoverable vertical strain when sinusoidal (or haversine) vertical loads are applied to the specimen at different frequencies. The AASHTO TP-62, Determining Dynamic Modulus of Hot-Mix Asphalt Concrete Mixtures, was followed for Dynamic Modulus testing in this project. For each mix, three replicates were prepared for testing. All dynamic modulus tests were conducted in a temperature-controlled chamber. For each specimen, dynamic modulus tests were conducted at -10, 4, 21, 38 and 54°C (14, 40, 70, 100, and 130°F) and frequencies of 25, 10, 5, 1, 0.5 and 0.1Hz. The dynamic modulus tests were conducted using a controlled stress mode, which produced strains smaller than 100 micro-strain. This ensured that the response of the material was linear across the temperature range used in the study. The applied dynamic stress levels were 10 to 100psi for colder temperatures (14°F to 70°F) and 2 to 10psi for higher temperatures (100°F to 130°F). The dynamic modulus is defined by Equations 1-3. The dynamic modulus test setup is shown in Figure 4.

$$|E^*| = \frac{\sigma_0}{\varepsilon_0} \quad (1)$$

$$\sigma = \sigma_0 \sin(\omega t) \quad (2)$$

$$\varepsilon = \varepsilon_0 \sin(\omega t - \phi) \quad (3)$$

where,

σ_0 = applied steady state stress amplitude,

ε_0 = measured strain amplitude,

ω = angular frequency ($2\pi f$, where f = frequency), and

ϕ = phase angle in radians ($\omega\Delta t$, where Δt = time lag between stress and strain).

The sigmoidal function in the Mechanistic Empirical Pavement Design Guide (MEPDG) was used to describe the dynamic modulus master curve, as shown in Equation 4 (Bonaquist and Christensen, 2005).

$$\log|E^*| = \delta + \frac{(Max - \delta)}{1 + e^{\beta + \gamma \left\{ \log(\omega) + \frac{\Delta E_a}{19.14714} \left[\left(\frac{1}{T} \right) - \left(\frac{1}{298.15} \right) \right] \right\}}} \quad (4)$$

where,

$|E^*|$ = the magnitude of dynamic modulus;

ω = loading frequency;

T = temperature in Kelvin;

δ , β , and γ = fitting parameters;

ΔE_a = apparent activation energy; and

Max = logarithm of limiting maximum modulus.



Figure 4. Dynamic Modulus Testing Setup

4.2 DYNAMIC MODULUS TESTING RESULTS

Dynamic modulus tests were only performed on the SMA mixtures for the SMA/RAS Bishop Ford group. The testing data for each mixture is provided in Appendix C. Air void data for the dynamic modulus specimens is provided in Table 5. A target air void level of 7.0 +/-0.5% was used for the raw gyratory samples, in accordance with the AASHTO standard TP-62. After cutting the gyratory specimens to the standard dynamic modulus test size, the air voids were checked again. Table 5 presents the air void data, which is lower for the dynamic modulus specimens than those for raw gyratory specimens. The Corelok device was used to determine the air voids for specimens.

Table 5. Air Void Data for Dynamic Modulus Specimens

| Specimen ID | G_{mm} | 6" Gyratory Specimen Prior to Cutting | | 4" E* Specimen After Cutting | |
|----------------|----------|---------------------------------------|--------------|------------------------------|--------------|
| | | G_{mb} | Air Void (%) | G_{mb} | Air Void (%) |
| 114G 76-22 (1) | 2.467 | 2.287 | 7.3 | 2.361 | 4.3 |
| 114G 76-22 (2) | 2.467 | 2.293 | 7.1 | 2.353 | 4.6 |
| 114G 76-22 (3) | 2.467 | 2.301 | 6.7 | 2.336 | 5.3 |
| 117G 70-22 (1) | 2.464 | 2.290 | 7.1 | 2.363 | 4.1 |
| 117G 70-22 (2) | 2.464 | 2.288 | 7.1 | 2.356 | 4.4 |
| 117G 70-22 (3) | 2.464 | 2.293 | 6.9 | 2.352 | 4.5 |
| 117G 76-22 (1) | 2.465 | 2.287 | 7.2 | 2.369 | 3.9 |
| 117G 76-22 (2) | 2.465 | 2.282 | 7.4 | 2.335 | 5.3 |
| 117G 76-22 (3) | 2.465 | 2.293 | 7.0 | 2.357 | 4.4 |

G_{mm} data was provided by BMPR

The raw data for the dynamic modulus tests is provided in Appendix C. Dynamic modulus test results are reported as master curves in Figures 5 and 6. Master curves were constructed using time-temperature superposition with a reference temperature of 70°F (21°C). When viewing this dynamic modulus data on a log scale (as seen in Figure 5), there does not appear to be any significant difference between the mixtures. The data was also plotted on a linear scale in Figure 6. The master curves in Figure 6 show that the mixtures with 5% RAS have lower dynamic modulus values than the control mixture (No RAS) at intermediate and high frequencies. Figure 7 presents the raw dynamic modulus data at high (130°F), intermediate (70°F) and low (14°F) temperatures. The data shown in Figure 7 provides a comparison of the dynamic modulus data at specific temperatures and frequencies without constructing master curves. Figure 7 also shows that the mixtures with 5% RAS have lower dynamic modulus values than the control mixture (No RAS) at low and intermediate temperatures (14°F and 70°F). However, as presented in Figure 7, all three mixtures (with and without RAS) have similar dynamic modulus values at high temperatures (130°F) and low frequencies, which is usually critical for rutting potential.

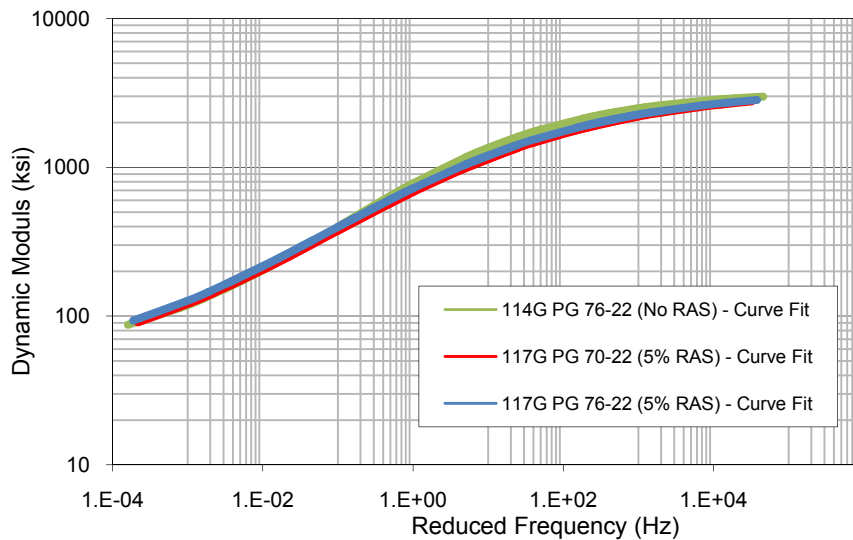


Figure 5. Master Curve for RAS Mixtures

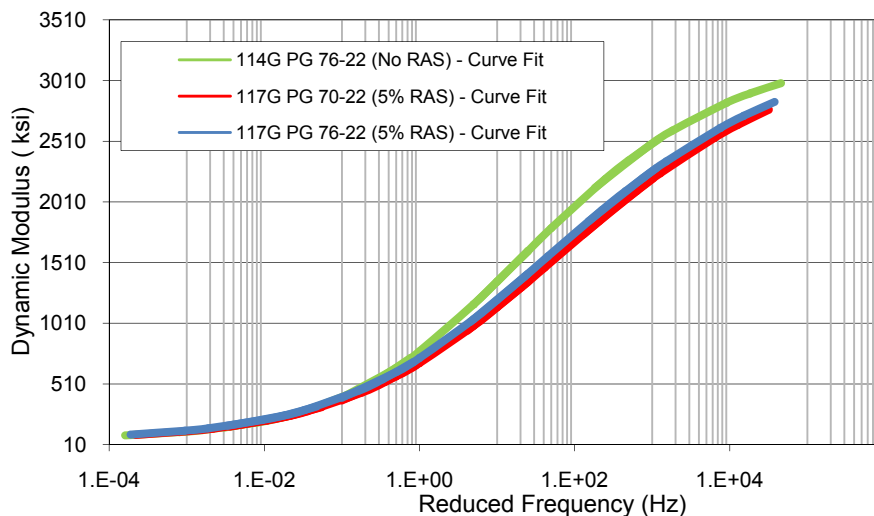
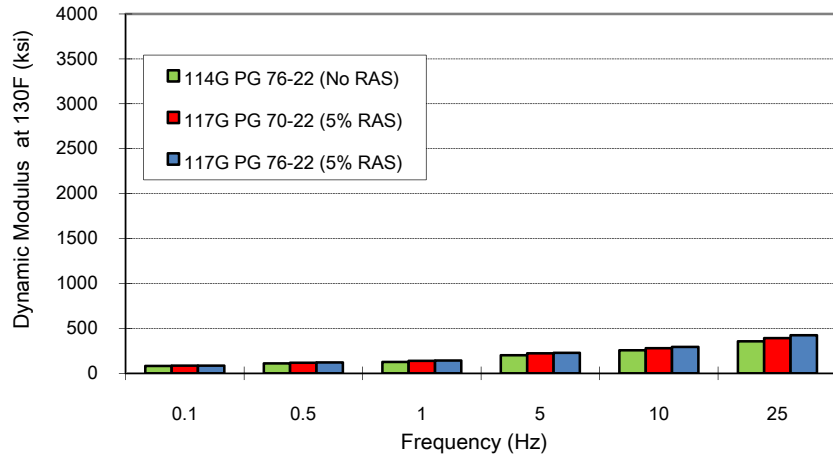
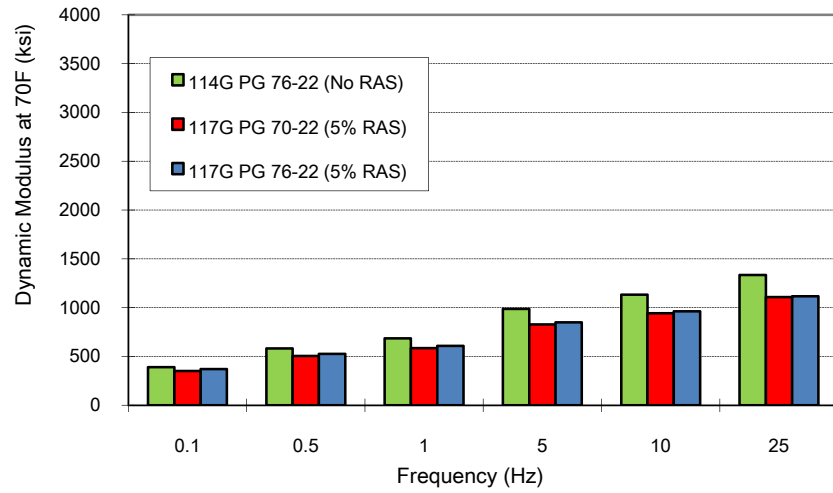


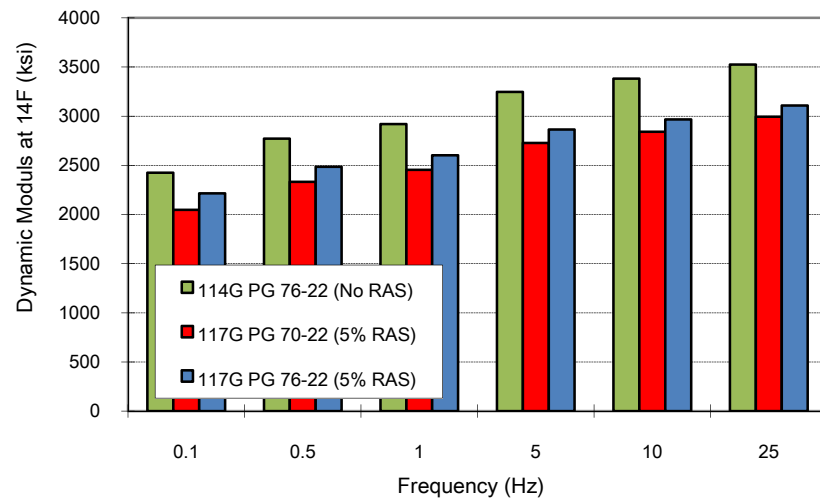
Figure 6. Master Curve for RAS Mixtures with Linear Y - Axis



(a)



(b)



(c)

Figure 7. Dynamic Modulus Results for RAS Mixtures at (a) 130°F, (b) 70°F, and (c) 14°F

CHAPTER 5 CONCLUSIONS AND RECOMMENDATIONS

5.1 CONCLUSIONS

This study includes the characterization of several mixtures including WMA, alternate friction aggregates in SMAs, alternate friction aggregates in N90 F mixes and RAS in SMAs. This report presents the results of the Wheel Track testing for 17 IDOT mixtures. Dynamic modulus was also performed on three SMA mixtures that contain recycled asphalt shingle (RAS).

The mixtures containing RAS are N80 SMA binders. The two RAS mixtures have 5% RAS. One RAS mixture uses a PG 76-22, while the other uses a PG 70-22. The control mixture, which does not include RAS, uses a PG 76-22. Although the RAS mixtures show a lower dynamic modulus than the control mixture at low temperatures and high frequencies, this is not a concern because they have similar dynamic modulus values at high temperatures and low frequencies. However, the Wheel Track test showed that approximately 25% more rutting is observed with the RAS SMA that uses PG 76-22 binder compared to the control mixture. This indicates that the material could behave differently with compressive modulus testing and wheel testing with shear distortions. Given that rutting is related to shear in mixture, the wheel track test results, although qualitative, are important. As expected, the RAS SMA with PG 70-22 showed greater rutting potential than the RAS SMA with PG76-22.

Comparing the FRWARMT (N90F WMA) mixture to the other N90F mixtures in the Alternate Friction Aggregate group, the WMA does show a higher Wheel Track displacement than most of the other HMA of the same classification. Additional testing should be conducted on a wider variety of WMA and HMA specimens to confirm these results. Considering that the air voids were out of specification for two of the N50 WMA specimens, additional Wheel Track testing may help address the inconsistencies in the displacement data for this mixture.

The District 2 HMA shows a greater displacement than the WMA of the same mixture type. The QC data indicates that there are differences in the dust content, AC content, and volumetrics of these mixes. These differences may affect the resulting displacements of the mixes.

The three N80 SMA surface mixes with alternate friction aggregates (diabase, granite, and quartzite) had only minor differences in the Wheel Track displacements.

The Wheel Track data for the five N90F surface mixtures show that the control mixture with steel slag has a larger displacement than the quartzite mixes.

The data for the R27-42 SMA control mixture shows that the air void level has a significant effect on the Wheel Track displacements.

5.2 RECOMMENDATIONS

Additional testing should be considered to evaluate the low temperature fracture properties of the RAS and WMA mixtures. Also, additional testing should be conducted to evaluate a wider variety of mixture types including high and low gyration mixtures with RAS and various WMA technologies. In summary, a more comprehensive testing plan for various SMA, HMA, and WMA should be conducted that considers the effect of curing time on laboratory measured parameters. This should include the material behavior under various loading and temperature conditions.

Although the Texas DOT protocol for Wheel Track testing has generally been followed for this report, a standard IDOT protocol should be established. Consideration should be given to address the field compaction requirements of various mixtures when comparing HMA, WMA, and SMA. The number of samples required for testing should also be addressed considering that high COVs were observed for the Wheel Track data with some of the mixtures.

REFERENCES

Bonaquist, R. T. and Christensen, D. W., A Practical Procedure for Developing Dynamic Modulus Master Curves for Pavement Structural Design, *Transportation Research Record 1929*, TRB, National Research Council, Washington, D.C., 2005, pp. 208-217.

Carpenter, S.H., *Dynamic Modulus Performance of IDOT Mixtures*. FHWA-ICT-07-008. Illinois Center for Transportation, University of Illinois at Urbana-Champaign, Urbana, IL, 2007.

Izzo, R. P., and Tahmoressi, M., Use of Hamburg Wheel-Tracking Device for Evaluating Moisture Susceptibility of Hot-Mix Asphalt. *Transportation Research Record 1681*, TRB, National Research Council, Washington, D.C., 1999, pp. 76-85.

APPENDIX A: MIXTURE DESIGN AND QC DATA

NEW 81BIT # 146.114G / 48 BIT V607

Ver. 6.0-01.01.09

DATE:

05/01/09

MAY 18 2009

IDOT Lab Verification No.:

Producer Number & Name → 716-07 ✓ Gallagher Asphalt Thornton, IL ← Plant Location
 Material Code Number → 18435 ✓ POLY HMA BCS SMA N80

| Plant Bin # | #5 | #4 | #3 | #2 | #1 | MF | RAP | ASPHALT |
|------------------|-----|-----|----------|----------|----------|----------|-------------|-------------|
| Size | | | 032CM00 | 032CM16 | 038FM20 | 004MF01 | | 10131 |
| Source (PROD #) | | | 50312-04 | 50312-04 | 50312-04 | 50312-04 | | 6019-05 |
| (NAME) | | | Hanson | Hanson | Hanson | Hanson | | Conoco |
| (LOC) | | | Thornton | Thornton | Thornton | Thornton | | Forest View |
| (ADD. INFO) | | | | | | | | |
| Aggregate Blend: | | | | | | | AC in RAP → | 0.0 |
| | 0.0 | 0.0 | 62.0 | 20.5 | 11.0 | 6.5 | 0.0 | 100.0 |

76-22 8#BIT

18435 POLY HMA BCS SMA N80

Lab Preparing Design
 Designing Lab Mtd#
 Designing Lab Name

| |
|---------|
| IL |
| BIT0643 |
| C.T.L. |

| Agg No. Sieve Size | #1 | #2 | #3 | #4 | #5 | MF | RAP | Aggregate Blend |
|--------------------|-------|-------|-------|-------|-------|-------|-------|-----------------|
| 1" (25.0mm) | 100.0 | 100.0 | 100.0 | 100.0 | 100.0 | 100.0 | 100.0 | 100.0 |
| 3/4" (19.0mm) | 100.0 | 100.0 | 100.0 | 100.0 | 100.0 | 100.0 | 100.0 | 100.0 |
| 1/2" (12.5mm) | 100.0 | 100.0 | 77.0 | 100.0 | 100.0 | 100.0 | 100.0 | 85.7 |
| 3/8" (9.5mm) | 100.0 | 100.0 | 39.0 | 97.0 | 100.0 | 100.0 | 100.0 | 61.6 |
| No.4 (4.75mm) | 100.0 | 100.0 | 6.0 | 29.0 | 100.0 | 100.0 | 100.0 | 27.2 |
| No.8 (2.36mm) | 100.0 | 100.0 | 4.0 | 6.0 | 81.0 | 100.0 | 100.0 | 19.1 |
| No.16 (1.18mm) | 100.0 | 100.0 | 3.0 | 4.0 | 49.0 | 100.0 | 100.0 | 14.6 |
| No.30 (600µm) | 100.0 | 100.0 | 3.0 | 4.0 | 31.0 | 100.0 | 100.0 | 12.6 |
| No.50 (300µm) | 100.0 | 100.0 | 3.0 | 4.0 | 17.0 | 100.0 | 100.0 | 11.1 |
| No.100 (150µm) | 100.0 | 100.0 | 3.0 | 3.0 | 10.0 | 95.0 | 100.0 | 9.8 |
| No.200 (75µm) | 100.0 | 100.0 | 2.1 | 3.1 | 5.6 | 90.0 | 100.0 | 8.4 |

83.2
28.4
19.7

| Mixture Composition Specification | FORMULA | FORMULA RANGE | |
|-----------------------------------|---------|---------------|-----|
| | | Min | Max |
| 100 | 100 | | |
| 82-100 | 86 | | |
| 65 max | 62 | | |
| 20-30 | 27 | 22 | 32 |
| 16-24 | 19 | 14 | 24 |
| | 15 | | |
| 12-16 | 13 | | |
| 10-15 | 11 | 7 | 15 |
| | 10 | | |
| 8-10 | 8.4 | 6.9 | 9.9 |

| Bulk Sp Gr | #1 | #2 | #3 | #4 | #5 | MF | RAP | Aggregate Blend | |
|----------------|----------------|-------|-------|-------|-------|-------|-------|-----------------|------|
| 1.000 | 1.000 | 2.654 | 2.640 | 2.682 | 2.900 | 1.000 | 1.000 | 2.669 | |
| Apparent Sp Gr | 1.000 | 1.000 | 2.772 | 2.787 | 2.779 | 2.987 | 1.000 | 2.789 | |
| Absorption, % | 1.00 | 1.00 | 1.60 | 2.00 | 1.30 | 1.00 | 1.00 | 1.56 | |
| | SP GR AC 1.031 | | | | | | | Dust/AC Ratio | 1.35 |

DEPT. OF TRANSPORTATION

AMOUNT OF AGED RAP AC 0
 MAY 18 2009
 6.2

SUMMARY OF SUPERPAVE GYRATORY DESIGN DATA

BITUMINOUS MIXTURE AGED 2 HOURS @ 305

| DATA for N-Int. | 7 | AC, %MIX | (Gmb) | (Gmm) | (Pa) | VMA | VFA | Vbe | Pbe | Pba |
|-----------------|-----|----------|-------|-------|------|------|-------|------|------|-----|
| MIX 1 | 5.5 | 2.048 | 2.513 | 18.5 | 27.5 | 32.7 | 8.98 | 4.52 | 1.04 | |
| MIX 2 | 6.0 | 2.083 | 2.488 | 16.3 | 26.6 | 38.9 | 10.37 | 5.13 | 0.92 | |
| MIX 3 | 6.5 | 2.083 | 2.469 | 15.7 | 27.0 | 42.1 | 11.38 | 5.63 | 0.93 | |
| MIX 4 | 7.0 | 2.081 | 2.451 | 15.1 | 27.5 | 45.1 | 12.39 | 6.14 | 0.93 | |

| DATA for N-des. | 80 | (Gmb) | (Gmm) | (Pa) | VMA | VFA | Vbe | Pbe | Gse | Pba |
|-----------------|-----|-------|-------|------|------|------|-------|------|-------|------|
| MIX 1 | 5.5 | 2.357 | 2.513 | 6.2 | 16.5 | 62.5 | 10.34 | 4.52 | 2.742 | 1.04 |
| MIX 2 | 6.0 | 2.389 | 2.488 | 4.0 | 15.9 | 75.0 | 11.89 | 5.13 | 2.734 | 0.92 |
| MIX 3 | 6.5 | 2.396 | 2.469 | 3.0 | 16.1 | 81.5 | 13.09 | 5.63 | 2.735 | 0.93 |
| MIX 4 | 7.0 | 2.397 | 2.451 | 2.2 | 16.5 | 86.6 | 14.27 | 6.14 | 2.735 | 0.93 |

656 0.008 ✓

DISTRICT 1-MATERIALS

| TSR Information | |
|--------------------|------|
| Conditioned | 89.0 |
| Unconditioned | 91.6 |
| TSR | 0.97 |
| CA Strip Rating | |
| FA Strip Rating | |
| Additive Prod # | |
| Additive Matl Code | |
| Additive % | |

| OPTIMUM DESIGN DATA @Ndes: | NUMBER OF GYRATIONS | %AC | Gmb | Gmm | %VOIDS (Pa) Target | VMA | VFA | Gse | Gsb | TSR |
|----------------------------|---------------------|-----|-------|-------|--------------------|------|------|-------|-------|------|
| | 80 | 6.2 | 2.392 | 2.479 | 3.5 | 16.0 | 78.1 | 2.734 | 2.669 | 0.97 |

REMARKS LINE 1: Fibers added 0.4% Drain down @350 deg F=0.0%
 REMARKS LINE 2: Drain down @ 378 deg F=0.0%

15.5mm 75-95

70.85

Tested by: _____
 Reviewed by: _____

Verified by: Steve Raths
 Final Approval: Steve Raths



ASSIGNMENT INFORMATION

/FOR DTY03305 & DTY03000

Inspector #: 910000000 Date: 062909 Seq #: 000
 Bit Mix Plant: 716-07 Mix Code: 18435 Quantity: 400.0
 Resp Loc: 91 Lab: PP Dist Mix #: 81BIT114G
 Type Insp: PRO Lab Name: CTL
 Mix Name: POLY HMA BCS SMA N80

| Contract / Section No. | Job No. | Quantity |
|------------------------|----------|----------|
| 60D21 | C9135507 | 400.0 |
| | | |
| | | |

/FOR DTY03309

Sub Lot: Type: Washed: Lot:
 PERCENTS: RAP BIN5 BIN4 BIN3 BIN2 BIN1 MF NEW AC%
 MIX% 88.6 5.2 6.2
 AGG% 94.5 5.5
 AC% in RAP

Remarks: Using positive dust control.

Sub Lot: Type: Washed: Lot:
 PERCENTS: RAP BIN5 BIN4 BIN3 BIN2 BIN1 MF NEW AC%
 MIX% 58.6 19.7 10.3 5.2 6.2
 AGG% 62.5 21.0 11.0 5.5
 AC% in RAP

Remarks: Using positive dust control.

| Asphalt Additive | Producer | Material | % |
|------------------|----------|----------|-----|
| | 6019-05 | 10131 | 6.2 |
| | 6021-01 | 43516 | 0.5 |

Sub Lot:
 % PASS AJMF

| | | |
|------|-----|-----|
| 1.5 | | |
| 1 | | |
| 3/4 | 100 | 100 |
| 1/2 | 81 | 86 |
| 3/8 | 58 | 62 |
| #4 | 25 | 27 |
| #8 | 17 | 19 |
| #16 | 14 | 15 |
| #30 | 11 | 13 |
| #50 | 10 | 11 |
| #100 | 9 | 10 |
| #200 | 8.2 | 8.4 |
| AC | 6.2 | 6.2 |

Sub Lot:
 % PASS AJMF

| | | |
|------|-----|-----|
| 1.5 | | |
| 1 | | |
| 3/4 | 100 | 100 |
| 1/2 | 81 | 86 |
| 3/8 | 58 | 62 |
| #4 | 25 | 27 |
| #8 | 17 | 19 |
| #16 | 13 | 15 |
| #30 | 11 | 13 |
| #50 | 10 | 11 |
| #100 | 9 | 10 |
| #200 | 7.9 | 8.4 |
| AC | 6.2 | 6.2 |

/FOR DTY03000 / TRANS 308

Wash:

Sub Lot:
 Type:
 Wash:

| | Corr. | % PASS | AJMF |
|------|-------|--------|------|
| 1.5 | | 100 | |
| 1 | | 100 | |
| 3/4 | | 100 | 100 |
| 1/2 | | 83 | 86 |
| 3/8 | | 59 | 62 |
| #4 | | 24 | 27 |
| #8 | | 16 | 19 |
| #16 | | 12 | 15 |
| #30 | | 9 | 13 |
| #50 | | 8 | 11 |
| #100 | | 7 | 10 |
| #200 | 0.20 | 5.3 | 8.4 |
| AC | | | |

Remarks: _____
 Remarks: _____

| | Corr. | % PASS | AJMF |
|------|-------|--------|------|
| 1.5 | | 100 | |
| 1 | | 100 | |
| 3/4 | | 100 | 100 |
| 1/2 | | 82 | 86 |
| 3/8 | | 59 | 62 |
| #4 | | 24 | 27 |
| #8 | | 16 | 19 |
| #16 | | 11 | 15 |
| #30 | | 9 | 13 |
| #50 | | 8 | 11 |
| #100 | | 7 | 10 |
| #200 | 0.2 | 5.4 | 8.4 |
| AC | | | |

Sub Lot:
 Type:
 AC%:
 Target AC:

Remarks: _____
 Remarks: _____

Sub Lot:
 Type:
 AC%:
 Target AC:

Sub Lot: Gsb:

| Gyratory Results: | | | | |
|-------------------|-------|-------|-------|------|
| Nd | Gmb | Gmm | Voids | FVMA |
| 80 | 2.356 | 2.479 | 5.0 | 17.2 |

Sub Lot: Gsb:

| Gyratory Results: | | | | |
|-------------------|-------|-------|-------|------|
| Nd | Gmb | Gmm | Voids | FVMA |
| 80 | 2.352 | 2.478 | 5.1 | 17.4 |

COPIES:
 District Office
 Inspector
 Gallagher Asphalt
 RE:
 M. Myszkowski

*SMA BCS
 NO PAS
 PG 76-22*

QC Manager:

Tested By:

Phone:

Fax:

NEW 81BT # w/ 48 BIT V635 117G w/ 76-22 493V
 81 BT 47 G

DATE: 04-Jun-09
 VERSION: EXCEL v1.3

Bituminous Mixture Design

Design Number: →

BIT0646
 IL

Lab preparing the design? (PP, PL, IL, etc)

Producer Name & Number →
 Material Code Number →

| | |
|---------|------------------------------|
| 716-05 | Gallagher Asphalt Joliet, IL |
| 18435 R | POLY HMA SMA BCS N80 12.5 |

IL-19.0

017FM99
 716-07

State Assigne Mix Design Number

| Agg No. | #1 | #2 | #3 | #4 | #5 | #6 | ASPHALT |
|-------------------|----------|----------|----------|-----|----------|----------------|-------------------|
| Material Code | 032CM00 | 032CM16 | 038FM20 | | 004MF01 | RAP | 10131 |
| Producer Number | 50312-04 | 50312-04 | 50312-04 | | 50312-04 | Amon | 6019-05 |
| Producer Name | Hanson | Hanson | Hanson | | AMS | Amon | Conoco |
| Producer Location | Thomson | Thomson | Thomson | | Thomson | West | East View |
| Aggregate Blend | 62.0 | 19.8 | 9.0 | 0.0 | 4.2 | 22.0 | <-%AC in RAP |
| Mix Blend | 58.2 | 18.6 | 8.4 | 0.0 | 3.9 | 5.7 | <-% RAP New AC |

100.0 <-Blend Total

100.0 <-Blend Total

| Agg No. | #1 | #2 | #3 | #4 | #5 | #6 | Aggregate Blend |
|----------------|-------|-------|-------|----|-------|-------|-----------------|
| Sieve Size | | | | | | | |
| 1" (25.0mm) | 100.0 | 100.0 | 100.0 | | 100.0 | 100.0 | 100.0 |
| 3/4" (19.0mm) | 100.0 | 100.0 | 100.0 | | 100.0 | 100.0 | 100.0 |
| 1/2" (12.5mm) | 77.0 | 100.0 | 100.0 | | 100.0 | 100.0 | 85.7 |
| 3/8" (9.5mm) | 39.0 | 97.0 | 100.0 | | 100.0 | 100.0 | 61.6 |
| No.4 (4.75mm) | 6.0 | 29.0 | 100.0 | | 100.0 | 100.0 | 27.7 |
| No.8 (2.36mm) | 4.0 | 6.0 | 81.0 | | 100.0 | 100.0 | 20.2 |
| No.16 (1.18mm) | 3.0 | 4.0 | 49.0 | | 100.0 | 100.0 | 16.3 |
| No.30 (600µm) | 3.0 | 4.0 | 31.0 | | 100.0 | 100.0 | 14.6 |
| No.50 (300µm) | 3.0 | 4.0 | 17.0 | | 100.0 | 85.0 | 12.6 |
| No.100 (150µm) | 3.0 | 3.0 | 10.0 | | 95.0 | 75.0 | 11.1 |
| No.200 (75µm) | 2.6 | 3.1 | 5.6 | | 90.0 | 21.6 | 7.6 |

| Mixture Composition / Specification | Formula | Formula Range | |
|-------------------------------------|---------|---------------|-----|
| | | Min | Max |
| 100 | 100 | | |
| 82-100 | 86 | 80 | 92 |
| 65 max | 62 | | |
| 20-30 | 28 | 23 | 33 |
| 16-24 | 20 | 15 | 25 |
| | 16 | | |
| 12-16 | 15 | 11 | 19 |
| 10-15 | 13 | | |
| | 11 | | |
| 8-10 | 7.6 | 6.1 | 9.1 |

| | | | | | | | | |
|----------------|-------|-------|-------|-------|-------|----------|-------|---------------|
| Bulk Sp Gr | 2.654 | 2.640 | 2.682 | 1.000 | 2.900 | 2.061 | 2.625 | |
| Apparent Sp Gr | 2.772 | 2.787 | 2.779 | 1.000 | 2.987 | 2.155 | 2.745 | Dust/AC Ratio |
| Absorption, % | 1.60 | 2.00 | 1.30 | 1.00 | 1.00 | 1.00 | 1.544 | 1.22 |
| | | | | | | SP GR AC | 1.031 | |

SUMMARY OF SUPERPAVE GYRATORY DESIGN DATA

BITUMINOUS MIXTURE AGED [] HOURS @ []

| DATA for N-initial | 8 | AC, %MIX | (Gmb) | (Gmm) | (Pa) | VMA | VFA | Vbe | Pbe | Pba |
|--------------------|-----|----------|-------|-------|------|------|-------|------|------|-----|
| MIX 1 | 5.5 | 2.090 | 2.516 | 15.9 | 24.8 | 31.6 | 7.83 | 3.86 | 1.73 | |
| MIX 2 | 6.0 | 2.670 | 2.495 | 17.0 | 25.9 | 34.2 | 8.83 | 4.40 | 1.70 | |
| MIX 3 | 6.5 | 2.092 | 2.479 | 15.6 | 25.5 | 38.7 | 9.88 | 4.87 | 1.74 | |
| MIX 4 | 7.0 | 2.118 | 2.463 | 14.0 | 25.0 | 43.9 | 10.94 | 5.33 | 1.80 | |

| | |
|------------------|------|
| Conditioned | 76.5 |
| Unconditioned | 77.6 |
| TSR | 0.99 |
| C A Strip Rating | |
| F A Strip Rating | |

| DATA for N-design | 80 | (Gmb) | (Gmm) | (Pa) | VMA | VFA | Vbe | Pbe | Gse | Pba |
|-------------------|-----|-------|-------|------|------|------|-------|------|-------|------|
| MIX 1 | 5.5 | 2.382 | 2.516 | 5.3 | 14.2 | 62.6 | 8.92 | 3.86 | 2.746 | 1.73 |
| MIX 2 | 6.0 | 2.392 | 2.495 | 4.1 | 14.3 | 71.3 | 10.22 | 4.40 | 2.744 | 1.70 |
| MIX 3 | 6.5 | 2.409 | 2.479 | 2.8 | 14.2 | 80.1 | 11.37 | 4.87 | 2.747 | 1.75 |
| MIX 4 | 7.0 | 2.424 | 2.463 | 1.6 | 14.1 | 88.9 | 12.54 | 5.33 | 2.751 | 1.79 |

Gse's ARE IN TOLERANCE

Gse Diff 0.007 Gse Tolerance OK

| | | | | | | | | | | | |
|------------------------------|-----------------------------|-----|-------|-------|-------------|-------|-----------|------|-------|-------|------|
| RAP AC = 22% | NUMBER OF GYRATIONS | %AC | Gmb | Gmm | %VOIDS (Pa) | VMA | Field VMA | VFA | Gse | Gsb | TSR |
| OPTIMUM DESIGN DATA @Ndes: → | 80 | 6.2 | 2.400 | 2.487 | Target 3.5 | 14.28 | 18.02 | 75.5 | 2.745 | 2.625 | 0.99 |
| REMARKS: | Drain down @ 325 deg F=0.0% | | | | | | | | | | |
| | Drain down @ 355 deg F=0.0% | | | | | | | | | | |

VMA ACCEPTABLE VFA ACCEPTABLE TSR ACCEPTABLE

Tested & Submitted by: Michael Boyle

Reviewed by:

Final Approval:



ASSIGNMENT INFORMATION

/FOR DTY03305 & DTY03000

Inspector #: 910000000 Date: 070609 Seq #: 002
 Bit Mix Plant: 716-07 Mix Code: 18435R Quantity: 1100.0
 Resp Loc: 91 Lab: PP Dist Mix #: 81BIT117G
 Type Insp: PRO Lab Name: CTL
 Mix Name: SMA Binder 12.5 REC

| Contract / Section No. | Job No. | Quantity |
|------------------------|----------|----------|
| 60D21 | C9135507 | 1100.0 |
| | | |
| | | |

/FOR DTY03309

Sub Lot: Type: Washed: Lot:
 PERCENTS: RAP BIN5 BIN4 BIN3 BIN2 BIN1 MF NEW AC%
 MIX% 5.0 59.4 19.2 8.4 3.0 5.0
 AGG% 4.1 63.2 20.5 9.0 3.2
 AC% in RAP 24.0
 Remarks: _____

Sub Lot: Type: Washed: Lot:
 PERCENTS: RAP BIN5 BIN4 BIN3 BIN2 BIN1 MF NEW AC%
 MIX% 5.0 87.0 3.0 5.0
 AGG% 4.1 92.7 3.2
 AC% in RAP 24.0
 Remarks: _____

| Producer | Material | % |
|----------|---------------|-----|
| Asphalt | 6019-05 10131 | 5.0 |
| Additive | 6021-01 43516 | 0.5 |

| | Sub Lot: <input type="text" value="1"/> | | Sub Lot: <input type="text" value="2"/> | |
|------|---|------|---|---------|
| | % PASS | AJMF | % PASS | AJMF |
| 1.5 | | | 1.5 | |
| 1 | | | 1 | |
| 3/4 | 100 | 100 | 3/4 | 100 100 |
| 1/2 | 81 | 86 | 1/2 | 85 86 |
| 3/8 | 58 | 62 | 3/8 | 61 62 |
| #4 | 25 | 28 | #4 | 26 28 |
| #8 | 18 | 20 | #8 | 20 20 |
| #16 | 15 | 16 | #16 | 16 16 |
| #30 | 13 | 15 | #30 | 14 15 |
| #50 | 11 | 13 | #50 | 12 13 |
| #100 | 10 | 11 | #100 | 10 11 |
| #200 | 6.9 | 7.6 | #200 | 7.3 7.6 |
| AC | 6.2 | 6.2 | AC | 6.2 6.2 |

/FOR DTY03000 / TRANS 308

Wash:

Sub Lot:
 Type:
 Wash:

| | Corr. | % PASS | AJMF |
|------|-------|--------|------|
| 1.5 | | | |
| 1 | | | |
| 3/4 | | 100 | 100 |
| 1/2 | -0.50 | 88 | 86 |
| 3/8 | 1.50 | 69 | 62 |
| #4 | 0.50 | 28 | 28 |
| #8 | 0.50 | 19 | 20 |
| #16 | -0.50 | 14 | 16 |
| #30 | -2.50 | 13 | 15 |
| #50 | -1.50 | 11 | 13 |
| #100 | -0.50 | 9 | 11 |
| #200 | 1.00 | 6.0 | 7.6 |
| AC | | | |

| | Corr. | % PASS | AJMF |
|------|-------|--------|------|
| 1.5 | | 100 | |
| 1 | | 100 | |
| 3/4 | | 100 | 100 |
| 1/2 | -0.5 | 91 | 86 |
| 3/8 | 1.5 | 70 | 62 |
| #4 | 0.5 | 29 | 28 |
| #8 | 0.5 | 19 | 20 |
| #16 | -0.5 | 15 | 16 |
| #30 | -2.5 | 14 | 15 |
| #50 | -1.5 | 11 | 13 |
| #100 | -0.5 | 9 | 11 |
| #200 | 1.0 | 6.1 | 7.6 |
| AC | | | |

Sub Lot:
 Type:
 AC%:
 Target AC:

Sub Lot:
 Type:
 AC%:
 Target AC:

Remarks: _____
 Remarks: _____

Sub Lot: Gsb:

Gyratory Results:

| Nd | Gmb | Gmm | Voids | FVMA |
|----|-------|-------|-------|------|
| 80 | 2.377 | 2.458 | 3.3 | 16.5 |

Sub Lot: Gsb:

Gyratory Results:

| Nd | Gmb | Gmm | Voids | FVMA |
|----|-------|-------|-------|------|
| 80 | 2.383 | 2.478 | 3.9 | 16.5 |

COPIES:
 District Office
 Inspector
 Gallagher Asphalt
 RE:
 M. Myszkowski

*(SMA BCS
 WIRAS and
 PG 76-22)*

QC Manager:

Tested By:

Phone:

Fax:

NEW 8 BIT # w/ 48 BIT V635 117 G w/ 70-22 493V
 80 BIT V7 G

DATE: 04-Jun-09
 VERSION: EXCEL v1.3

Bituminous Mixture Design

Design Number: BIT0646

Lab preparing the design? (PP, PL, IL, etc)

| | |
|---------|------------------------------|
| 716-05 | Gallagher Asphalt Joliet, IL |
| 18435 R | POLY HMA SMA BCS N80 12.5 |

Producer Name & Number →
 Material Code Number →

IL-19.0
 017FM99
 716-07

State Assigne Mix Design Number

| Agg No. | #1 | #2 | #3 | #4 | #5 | #6 | RAP | ASPHALT |
|-------------------|----------|----------|----------|-----|-----|----------|-------|-------------------|
| Material Code | 032CM00 | 032CM16 | 038FM20 | | | 004MF01 | AS | 10131 |
| Producer Number | 50312-04 | 50312-04 | 50312-04 | | | 50312-04 | Armon | 6019-05 |
| Producer Name | Hanson | Hanson | Hanson | | | HMS | Armon | Conoco |
| Producer Location | Thornon | Thornon | Thornon | | | Thornon | Miss. | Forest View |
| Aggregate Blend | 62.0 | 19.8 | 9.0 | 0.0 | 4.2 | | 22.0 | <- %AC in RAP |
| Mix Blend | 58.2 | 18.6 | 8.4 | 0.0 | 3.9 | | 5.7 | <- % RAP / New AC |

10129

State Assigne Mix Design Number

100.0 ← Blend Total

100.0 ← Blend Total

| Agg No. | #1 | #2 | #3 | #4 | #5 | #6 | Aggregate Blend |
|----------------|-------|-------|-------|----|-------|-------|-----------------|
| Sieve Size | | | | | | | |
| 1" (25.0mm) | 100.0 | 100.0 | 100.0 | | 100.0 | 100.0 | 100.0 |
| 3/4" (19.0mm) | 100.0 | 100.0 | 100.0 | | 100.0 | 100.0 | 100.0 |
| 1/2" (12.5mm) | 77.0 | 100.0 | 100.0 | | 100.0 | 100.0 | 85.7 |
| 3/8" (9.5mm) | 39.0 | 97.0 | 100.0 | | 100.0 | 100.0 | 61.6 |
| No.4 (4.75mm) | 6.0 | 29.0 | 100.0 | | 100.0 | 100.0 | 27.7 |
| No.8 (2.36mm) | 4.0 | 6.0 | 81.0 | | 100.0 | 100.0 | 20.2 |
| No.16 (1.18mm) | 3.0 | 4.0 | 49.0 | | 100.0 | 100.0 | 16.3 |
| No.30 (600µm) | 3.0 | 4.0 | 31.0 | | 100.0 | 100.0 | 14.6 |
| No.50 (300µm) | 3.0 | 4.0 | 17.0 | | 100.0 | 85.0 | 12.6 |
| No.100 (150µm) | 3.0 | 3.0 | 10.0 | | 95.0 | 75.0 | 11.1 |
| No.200 (75µm) | 2.6 | 3.1 | 5.6 | | 90.0 | 21.6 | 7.6 |

83
 29

| Mixture Composition / Specification | Formula | Formula Range | |
|-------------------------------------|---------|---------------|-----|
| | | Min | Max |
| | 100 | | |
| 100 | 100 | | |
| 82-100 | 86 | 80 | 92 |
| 65 max | 62 | | |
| 20-30 | 28 | 23 | 33 |
| 16-24 | 20 | 15 | 25 |
| | 16 | | |
| 12-16 | 15 | 11 | 19 |
| 10-15 | 13 | | |
| | 11 | | |
| 8-10 | 7.6 | 6.1 | 9.1 |

| | | | | | | | | |
|----------------|-------|-------|-------|-------|----------|-------|-------|---------------|
| Bulk Sp Gr | 2.654 | 2.640 | 2.682 | 1.000 | 2.900 | 2.061 | 2.625 | |
| Apparent Sp Gr | 2.772 | 2.787 | 2.779 | 1.000 | 2.987 | 2.155 | 2.745 | Dust/AC Ratio |
| Absorption, % | 1.60 | 2.00 | 1.30 | 1.00 | 1.00 | 1.00 | 1.544 | 1.22 |
| | | | | | SP GR AC | | 1.031 | |

SUMMARY OF SUPERPAVE GYRATORY DESIGN DATA

BITUMINOUS MIXTURE AGED 305 HOURS @ 305

DATA for N-initial 8

| | AC, %MIX | (Gmb) | (Gmm) | (Pa) | VMA | VFA | Vbe | Pbe | Pba |
|-------|----------|-------|-------|------|------|------|-------|------|------|
| MIX 1 | 5.5 | 2.090 | 2.516 | 16.9 | 24.8 | 31.6 | 7.83 | 3.86 | 1.73 |
| MIX 2 | 6.0 | 2.070 | 2.495 | 17.0 | 25.9 | 34.2 | 8.83 | 4.40 | 1.70 |
| MIX 3 | 6.5 | 2.092 | 2.479 | 15.6 | 25.5 | 38.7 | 9.88 | 4.87 | 1.74 |
| MIX 4 | 7.0 | 2.118 | 2.463 | 14.0 | 25.0 | 43.9 | 10.94 | 5.33 | 1.80 |

| | |
|------------------|------|
| Conditioned | 76.5 |
| Unconditioned | 77.6 |
| TSR | 0.99 |
| C A Strip Rating | |
| F A Strip Rating | |

DATA for N-design 80

| | (Gmb) | (Gmm) | (Pa) | VMA | VFA | Vbe | Pbe | Gse | Pba |
|-------|-------|-------|-------|-----|------|------|-------|------|-------|
| MIX 1 | 5.5 | 2.382 | 2.516 | 5.3 | 14.2 | 62.6 | 8.92 | 3.86 | 2.746 |
| MIX 2 | 6.0 | 2.392 | 2.495 | 4.1 | 14.3 | 71.3 | 10.22 | 4.40 | 2.744 |
| MIX 3 | 6.5 | 2.409 | 2.479 | 2.8 | 14.2 | 80.1 | 11.37 | 4.87 | 2.747 |
| MIX 4 | 7.0 | 2.424 | 2.463 | 1.6 | 14.1 | 88.9 | 12.54 | 5.33 | 2.751 |

Gse's ARE IN TOLERANCE

Gse Diff 0.007 Gse Tolerance OK

| OPTIMUM DESIGN DATA @Ndes: → | NUMBER OF GYRATIONS | %AC | Gmb | Gmm | %VOIDS (Pa) | VMA | VFA | Gse | Gsb | TSR |
|---|---------------------|-----|-------|-------|-------------|-------|------|-------|-------|------|
| REMARKS: Drain down @ 325 deg F=0.0% Drain down @ 355 deg F=0.0% | 80 | 6.2 | 2.400 | 2.487 | 3.5 | 14.28 | 75.5 | 2.745 | 2.625 | 0.99 |

Tested & Submitted by: Michael Boyle

Reviewed by: *Alan Smith*

VMA ACCEPTABLE

VFA ACCEPTABLE

TSR ACCEPTABLE

Final Approval: *Alan Smith*



ASSIGNMENT INFORMATION

/FOR DTY03305 & DTY03000

Inspector #: 910000000 Date: 071709 Seq #: 005
 Bit Mix Plant: 716-07 Mix Code: 18435R Quantity: 100.0
 Resp Loc: 91 Lab: PP Dist Mix #: 81BIT117G
 Type Insp: PRO Lab Name: CTL
 Mix Name: SMA Binder 12.5 REC

| Contract / Section No. | Job No. | Quantity |
|------------------------|----------|----------|
| 60D21 | C9135507 | 100.0 |
| | | |
| | | |

/FOR DTY03309

Sub Lot: Type: Washed: Lot:
 PERCENTS: RAP BIN5 BIN4 BIN3 BIN2 BIN1 MF NEW AC%
 MIX% 5.0 85.8 4.2 5.0
 AGG% 4.1 91.4 4.5
 AC% in RAP 24.0

Remarks: Using positive dust control system.

Sub Lot: Type: Washed: Lot:
 PERCENTS: RAP BIN5 BIN4 BIN3 BIN2 BIN1 MF NEW AC%
 MIX%
 AGG%
 AC% in RAP

Remarks:

| Producer | Material | % | |
|----------|----------|-------|-----|
| Asphalt | 6019-05 | 10131 | 5.0 |
| Additive | 6021-01 | 43516 | 0.5 |

| Sub Lot: | % PASS | AJMF | Sub Lot: | % PASS | AJMF |
|----------|--------|------|----------|--------|------|
| 1 | 100 | 100 | 1 | | |
| 3/4 | 83 | 86 | 3/4 | | |
| 1/2 | 57 | 62 | 1/2 | | |
| 3/8 | 26 | 28 | 3/8 | | |
| #4 | 20 | 20 | #4 | | |
| #8 | 16 | 16 | #8 | | |
| #16 | 14 | 15 | #16 | | |
| #30 | 12 | 13 | #30 | | |
| #50 | 10 | 11 | #50 | | |
| #100 | 7.4 | 7.6 | #100 | | |
| #200 | 6.2 | 6.2 | #200 | | |
| AC | | | AC | | |

/FOR DTY03000 / TRANS 308

Wash:

Sub Lot:
 Type:
 Wash:

| | Corr. | % PASS | AJMF |
|------|-------|--------|------|
| 1.5 | | | |
| 1 | | | |
| 3/4 | | 100 | 100 |
| 1/2 | -0.50 | 82 | 86 |
| 3/8 | 1.50 | 61 | 62 |
| #4 | 0.50 | 28 | 28 |
| #8 | 0.50 | 19 | 20 |
| #16 | -0.50 | 15 | 16 |
| #30 | -2.50 | 14 | 15 |
| #50 | -1.50 | 12 | 13 |
| #100 | -0.50 | 9 | 11 |
| #200 | 1.00 | 6.1 | 7.6 |
| AC | | | |

| | Corr. | % PASS | AJMF |
|------|-------|--------|------|
| 1.5 | | | |
| 1 | | | |
| 3/4 | | | |
| 1/2 | | | |
| 3/8 | | | |
| #4 | | | |
| #8 | | | |
| #16 | | | |
| #30 | | | |
| #50 | | | |
| #100 | | | |
| #200 | | | |
| AC | | | |

Remarks:
 Remarks:

Sub Lot: Type: AC%: Target AC:
 Sub Lot: Type: AC%: Target AC:

Remarks:
 Remarks:

Sub Lot: Gsb:

| Gyratory Results: | | | | |
|-------------------|-------|-------|-------|------|
| Nd | Gmb | Gmm | Voids | FVMA |
| 80 | 2.402 | 2.477 | 3.1 | 15.7 |

Sub Lot: Gsb:

| Gyratory Results: | | | | |
|-------------------|-----|-----|-------|------|
| Nd | Gmb | Gmm | Voids | FVMA |
| | | | | |

COPIES:
 District Office
 Inspector
 Gallagher Asphalt
 RE:
 M. Myszkowski

*SMA BLS
 W/PAS
 PG 70-72*

QC Manager:

Tested By:

Phone:

Fax:

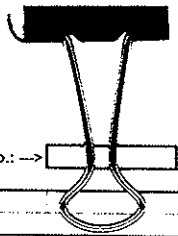
N90F Warm Mix
w/ 0.5% Evotherm

Ver. 6.0-01.01.09

DATE:

04/27/09

IDOT Lab Verification No.:



Producer Number & Name -->

19536 HMA N90 F SURF

<-- Plant Location

| Plant Bin # | #5 | #4 | #3 | #2 | #1 | MF | RAP | ASPHALT |
|-------------------|----------|----------|----------|-----|-----|---------------|-----------|---------|
| Size | 033CM13 | 032CM16 | 038FM20 | | | 004MF01 | 017CM13 | 10129 |
| Source (PROD #) | 52103-11 | 50312-04 | 50312-04 | | | 50312-04 | 716-07 | 1757-05 |
| (NAME) | Levy | HMS | HMS | | | HMS | GALLAGHER | SENECA |
| (LOC) | | | | | | | | |
| (ADD. INFO) | | | | | | | | |
| Aggregate Blend: | 27.5 | 30.5 | 40.0 | 0.0 | 0.0 | 2.0 | 0.0 | 100.0 |
| | | | | | | AC in RAP --> | 0.0 | |

8#BIT

19536 HMA N90 F SURF

Lab Preparing Design

Designing Lab Mix#

Designing Lab Name

| |
|------------|
| IL |
| FRWARMT |
| SCHAUMBURG |

| Agg No. Sieve Size | #1 | #2 | #3 | #4 | #5 | MF | RAP | Aggregate Blend |
|--------------------|-------|-------|-------|-------|-------|-------|-------|-----------------|
| 1" (25.0mm) | 100.0 | 100.0 | 100.0 | 100.0 | 100.0 | 100.0 | 100.0 | 100.0 |
| 3/4" (19.0mm) | 100.0 | 100.0 | 100.0 | 100.0 | 100.0 | 100.0 | 100.0 | 100.0 |
| 1/2" (12.5mm) | 100.0 | 100.0 | 100.0 | 100.0 | 100.0 | 100.0 | 100.0 | 100.0 |
| 3/8" (9.5mm) | 82.0 | 97.0 | 100.0 | 100.0 | 100.0 | 100.0 | 100.0 | 94.1 |
| No.4 (4.75mm) | 17.0 | 29.0 | 100.0 | 100.0 | 100.0 | 100.0 | 100.0 | 55.5 |
| No.8 (2.36mm) | 2.0 | 6.0 | 81.0 | 100.0 | 100.0 | 100.0 | 100.0 | 36.8 |
| No.16 (1.18mm) | 1.0 | 4.0 | 49.0 | 100.0 | 100.0 | 100.0 | 100.0 | 23.1 |
| No.30 (600µm) | 1.0 | 4.0 | 31.0 | 100.0 | 100.0 | 100.0 | 100.0 | 15.9 |
| No.50 (300µm) | 1.0 | 4.0 | 17.0 | 100.0 | 100.0 | 100.0 | 100.0 | 10.3 |
| No.100 (150µm) | 1.0 | 3.0 | 9.0 | 100.0 | 100.0 | 95.0 | 100.0 | 6.7 |
| No.200 (75µm) | 0.9 | 2.9 | 4.3 | 100.0 | 100.0 | 90.0 | 100.0 | 4.7 |

| Mixture Composition Specification | FORMULA | FORMULA RANGE | |
|-----------------------------------|---------|---------------|--------|
| | | Min | Max |
| | 100 | | |
| | 100 | | |
| 100 | 94 | | |
| 90-100 | 56 | 51 | 61 |
| 28-65 | 37 | 32 | 42 |
| 28-40 | 23 | | |
| 10-32 | 16 | 12 | 19.895 |
| | 10 | | |
| 4-15 | 7 | | |
| 3-10 | 4.7 | 3.2 | 6.2 |
| 4-6 | | | |

| | | | | | | | | | |
|----------------|-------|-------|-------|-------|-------|-------|-------|-------|----------------|
| Bulk Sp Gr | 2.415 | 2.676 | 2.703 | 1.000 | 1.000 | 2.900 | 2.680 | 2.613 | |
| Apparent Sp Gr | 1.000 | 1.000 | 1.000 | 1.000 | 1.000 | 1.000 | 1.000 | 1.000 | |
| Absorption, % | 2.90 | 1.60 | 1.20 | 1.00 | 1.00 | 1.00 | 1.00 | 1.57 | Dust/AC Ratio |
| | | | | | | | | | 0.74 |
| | | | | | | | | | SP GR AC 1.032 |

AMOUNT OF AGED RAP AC 0 0
VIRGIN AC 6.3

SUMMARY OF SUPERPAVE GYRATORY DESIGN DATA

BITUMINOUS MIXTURE AGED 2 HOURS @ 152

| DATA for N-int. 8 | | AC, %MIX | (Gmb) | (Gmm) | (Pa) | VMA | VFA | Vbe | Pbe | Pba |
|-------------------|-----|----------|---------|---------|--------|------|-------|------|------|-----|
| MIX 1 | 5.5 | 2.066 | 2.501 | 17.4 | 25.3 | 31.3 | 7.90 | 3.95 | 1.64 | |
| MIX 2 | 6.0 | 2.093 | 2.467 | 15.2 | 24.7 | 38.6 | 9.53 | 4.70 | 1.39 | |
| MIX 3 | 6.5 | 2.095 | 2.452 | 14.5 | 25.0 | 41.9 | 10.48 | 5.16 | 1.43 | |
| MIX 4 | 7.0 | 2.100 | 2.447 | 14.2 | 25.3 | 43.8 | 11.07 | 5.44 | 1.68 | |

| DATA for N-des. 90 | | (Gmb) | (Gmm) | (Pa) | VMA | VFA | Vbe | Pbe | Gse | Pba |
|--------------------|-----|---------|---------|--------|------|------|-------|------|-------|------|
| MIX 1 | 5.5 | 2.323 | 2.501 | 7.1 | 16.0 | 55.7 | 8.88 | 3.95 | 2.726 | 1.64 |
| MIX 2 | 6.0 | 2.354 | 2.467 | 4.6 | 15.3 | 69.9 | 10.71 | 4.70 | 2.708 | 1.39 |
| MIX 3 | 6.5 | 2.363 | 2.452 | 3.6 | 15.4 | 76.4 | 11.82 | 5.16 | 2.711 | 1.43 |
| MIX 4 | 7.0 | 2.374 | 2.447 | 3.0 | 15.5 | 80.7 | 12.51 | 5.44 | 2.729 | 1.68 |

| TSR Information | |
|--------------------|------|
| Conditioned | #N/A |
| Unconditioned | #N/A |
| TSR | #N/A |
| CA Strip Rating | 1 |
| FA Strip Rating | 1 |
| Additive Prod # | |
| Additive Matl Code | |
| Additive % | |

| | NUMBER OF GYRATIONS | %AC | Gmb | Gmm | %VOIDS (Pa) Target | VMA | VFA | Gse | Gsb | TSR |
|----------------------------------|---------------------|------|-------|-------|----------------------|------|------|-------|-------|------|
| OPTIMUM DESIGN DATA @Ndes: ----> | 90 | 6.31 | 2.359 | 2.458 | 4.0 | 15.4 | 74.0 | 2.710 | 2.613 | #N/A |
| REMARKS LINE 1 | TSR = 0.86 | | | | | | | | | |
| REMARKS LINE 2 | | | | | | | | | | |

Tested by: _____

Verified by: _____

Reviewed by: _____

Final Approval: _____



Illinois Department of Transportation

Division of Highways / Region 2 / District 3
700 East Norris Drive / Ottawa, Illinois / 61350-0697
Telephone 815/434-6131

Tom

May 8, 2009

Mr. Christine Stroud
Advanced Asphalt Company
P.O. Box 234
Princeton, IL 61356

REVISED

Mix Design Verification
Mixture Type: Warm Mix Asphalt Surface Course N50 Mix E

Dear Ms. Stroud:

Please be advised that our laboratory completed testing on the mix design that your QC/QA department submitted for approval. Listed below are the approved ingredients and targets.

| | | | <u>Blend %</u> |
|-----------------------|-------------------------------|----------|----------------|
| Coarse Aggregate: | 031CM16, Tri-Con-Hennepin | 51550-07 | 40.5 |
| RAP: | 017CM16, Advanced-Hennepin | 2712-15 | 25.0 |
| Coarse Sand: | 039FM22, Tri-Con-Hennepin | 51550-07 | 6.0 |
| Coarse Sand: | 039FM20, Tri-Con-Hennepin | 51550-07 | 13.0 |
| Natural Sand: | 037FM01, Tri-Con-Hennepin | 51550-07 | 14.0 |
| Mineral Filler: | 004MF01, Livingston St.-Ocoya | 51052-04 | 1.5 |
| Mix Record Number: | 84BIT460S | | |
| Material Code Number: | 19515R | | |

Current Theoretical Bulk Specific Gravity (d): ----- 2.368
 Current Theoretical Maximum Specific Gravity (D):----- 2.467
 Design Voids: ----- 4.0% @ N50
 TSR: ----- No Anti-strip Additive Required *
 Gsb: ----- 2.614

* Lab TSR results indicate an anti-strip additive will not be required. However, if a Departmental field TSR test fails during production, an anti-strip additive may be required as per the Engineer.

Mixture Composition -- IL 9.5

| | |
|---|-----------|
| Passing 12.5 mm (1/2 inch) sieve: ----- | 100% |
| Passing 9.5 mm (3/8 inch) sieve: ----- | 97% |
| Passing 4.75 mm (No. 4) sieve: ----- | 59% ±5 |
| Passing 2.36 mm (No. 8) sieve: ----- | 37% ±5 |
| Passing 1.18 mm (No. 16) sieve: ----- | 26% |
| Passing 0.600 mm (No. 30) sieve: ----- | 18% ±4 |
| Passing 0.300 mm (No. 50) sieve: ----- | 10% |
| Passing 0.150 mm (No. 100) sieve: ----- | 6% |
| Passing 0.075 mm (No. 200) sieve: ----- | 4.6% ±1.5 |
| Bitumen: ----- (PG58-22)----- | 5.9% ±0.3 |

Ms. Christine Stroud
Page 2
May 8, 2009


The aggregate gradation is based on the total aggregate weight. The bitumen content is based on the total weight of the mix.

Asphalt cement grade PG58-22 will be required.

Changes to the mix formula may be made in the field, as deemed necessary by the QC Manager, to improve the quality, workability and stability of the mixture provided the adjustments are within the tolerances allowed in Standard Specifications for Road and Bridge Construction.

Sincerely,

George F. Ryan, P.E.
Deputy Director of Highways,
Region Two Engineer

A handwritten signature in cursive script, appearing to read "Wayne L. Phillips".

By: Wayne L. Phillips, P.E.
District Materials Engineer

FP:lw/MIXVERI ADVANCED 22

cc: Frank Pearson
Thad Knirlberger
Tom Killelea

New

84BIT460S

APPROVED

042109 FP

DATE:

SEQ NO:

Bituminous Mixture Design

Design Number : 84BIT464S

Lab preparing the design ? (PP, PL, IL, etc)

Enter Lab Preparing Design

Producer Name & Number -->

| | |
|---------|-----|
| 2712-15 | AAC |
|---------|-----|

Material Code Number -->

| | |
|--------|------------------|
| 19515R | HMA N50 SURF REC |
|--------|------------------|

| Agg No. Size | #1 | #2 | #3 | #4 | #5 | RAP #1 | RAP #2 | RAP #3 | ASPHALT |
|-------------------|----------|----------|----------|----------|------------|----------|----------|--------|---------------|
| | 031CM16 | 039FM22 | 039FM20 | 037FM01 | 004MF01 | 027CM16 | 027CM16 | | 10125 |
| Source (PROD #) | 51550-07 | 51550-07 | 51550-07 | 51550-07 | 50462-04 | 2712-15 | 2712-15 | | 1757-05 |
| (NAME) | Tri-Con | Tri-Con | Tri-Con | Tri-Con | Livingston | AAC | AAC | | Seneca |
| (LOC) | Hennepin | Hennepin | Hennepin | Hennepin | Ocoya | Hennepin | Hennepin | | Lemont |
| Total Mix Blend | 40.5 | 6.0 | 13.0 | 14.0 | 1.5 | 13.0 | 12.0 | 0.0 | <--%AC in RAP |
| Total Agg. Blend | 41.1 | 6.1 | 13.1 | 14.2 | 1.5 | 12.5 | 11.4 | 0.0 | |

84BIT460S

100.0 <-Mix Total

100.0

100.0 <-Agg Total

| Agg No. Sieve Size | #1 | #1 | #2 | #3 | #4 | #6 | #6 | #6 | Aggregate Blend | Mixture Composition Specification | FORMULA | FORMULA RANGE | |
|--------------------|-------|-------|-------|-------|-------|-------|-------|-------|-----------------|-----------------------------------|---------|---------------|-----|
| | | | | | | | | | | | | Min | Max |
| 1" (25.0mm) | 100.0 | 100.0 | 100.0 | 100.0 | 100.0 | 100.0 | 100.0 | 100.0 | 100.0 | 100 | | | |
| 3/4" (19.0mm) | 100.0 | 100.0 | 100.0 | 100.0 | 100.0 | 100.0 | 100.0 | 100.0 | 100.0 | 100 | | | |
| 1/2" (12.5mm) | 100.0 | 100.0 | 100.0 | 100.0 | 100.0 | 100.0 | 100.0 | 100.0 | 100.0 | 100 | | | |
| 3/8" (9.5mm) | 94.3 | 100.0 | 100.0 | 100.0 | 100.0 | 97.4 | 100.0 | 100.0 | 97.3 | 100 | | | |
| No.4 (4.75mm) | 23.8 | 93.4 | 99.4 | 98.7 | 100.0 | 44.3 | 84.4 | 0.0 | 59.3 | 90-100 | | | |
| No.8 (2.36mm) | 2.7 | 45.2 | 74.3 | 86.0 | 100.0 | 27.2 | 56.1 | 0.0 | 37.2 | 28-65 | 54 | 64 | |
| No.16 (1.18mm) | 2.3 | 10.2 | 42.1 | 70.9 | 100.0 | 21.6 | 40.8 | 0.0 | 26.0 | 28-48 | 32 | 42 | |
| No.30 (600µm) | 2.2 | 2.8 | 23.8 | 47.0 | 100.0 | 16.9 | 29.8 | 0.0 | 17.9 | 10-32 | 26 | | |
| No.50 (300µm) | 2.1 | 1.6 | 11.6 | 13.9 | 100.0 | 11.8 | 19.3 | 0.0 | 9.6 | | 18 | 14 | 22 |
| No.100 (150µm) | 2.1 | 1.4 | 5.1 | 4.0 | 98.0 | 8.3 | 13.3 | 0.0 | 6.2 | 4-15 | 10 | | |
| No.200 (75µm) | 1.9 | 1.2 | 2.8 | 0.9 | 80.0 | 6.7 | 10.5 | 0.0 | 4.6 | 3-10 | 6 | | |
| | | | | | | | | | 4.6 | 4-6 | 4.6 | 3.1 | 6.1 |

| | | | | | | | | | |
|----------------|-------|-------|-------|-------|-------|-------|-------|-------|-------|
| Bulk Sp Gr | 2.620 | 2.588 | 2.561 | 2.574 | 2.850 | 2.637 | 2.665 | 1.000 | 2.614 |
| Apparent Sp Gr | 2.765 | 2.775 | 2.766 | 2.729 | 2.934 | 2.784 | 2.815 | 1.000 | 2.771 |
| Absorption. % | 2.00 | 2.60 | 2.90 | 2.20 | 1.00 | 2.00 | 2.00 | 0.00 | 2.17 |
| | | | | | | | | | 1.032 |

SUMMARY OF SUPERPAVE GYRATORY DESIGN DATA

MIXTURE AGED HOURS @

| | |
|---------------|------|
| Dust/AC Ratio | 0.80 |
|---------------|------|

| DATA for N-initia | | 6 | | | | | | | | | |
|-------------------|----------|---------|---------|--------|------|------|-------|------|------|-------|--|
| | AC, %MIX | (Gmb) | (Gmm) | (Pa) | VMA | VFA | Vbe | Pbe | Pba | Gse | |
| MIX 1 | 5.0 | 2.149 | 2.503 | 14.2 | 21.9 | 35.4 | 7.75 | 3.72 | 1.35 | 2.706 | |
| MIX 2 | 5.5 | 2.161 | 2.483 | 13.0 | 21.9 | 40.8 | 8.92 | 4.26 | 1.31 | 2.704 | |
| MIX 3 | 6.0 | 2.159 | 2.462 | 12.3 | 22.3 | 44.9 | 10.04 | 4.80 | 1.28 | 2.701 | |
| MIX 4 | 6.5 | 2.180 | 2.442 | 10.7 | 22.0 | 51.2 | 11.28 | 5.34 | 1.24 | 2.699 | |

| DATA for N-desig | | 50 | | | | | | | | | |
|------------------|---------|---------|--------|------|------|-------|------|-------|------|--|--|
| | (Gmb) | (Gmm) | (Pa) | VMA | VFA | Vbe | Pbe | Gse | Pba | | |
| MIX 1 | 2.343 | 2.503 | 6.4 | 14.8 | 56.9 | 8.45 | 3.72 | 2.706 | 1.35 | | |
| MIX 2 | 2.357 | 2.483 | 5.1 | 14.8 | 65.8 | 9.73 | 4.26 | 2.704 | 1.31 | | |
| MIX 3 | 2.371 | 2.462 | 3.7 | 14.7 | 74.8 | 11.02 | 4.80 | 2.701 | 1.28 | | |
| MIX 4 | 2.385 | 2.442 | 2.3 | 14.7 | 84.0 | 12.34 | 5.34 | 2.699 | 1.24 | | |

| | NUMBER OF GYRATIONS | %AC | Gmb | Gmm | %VOIDS (Pa) Target | VMA | VFA | Gse | Gsb | TSR |
|----------------------------------|---------------------------------|-----|-------|-------|----------------------------------|------|------|-------|-------|------|
| OPTIMUM DESIGN DATA @Ndesig: --> | <input type="text" value="50"/> | 5.9 | 2.368 | 2.467 | <input type="text" value="4.0"/> | 14.7 | 72.9 | 2.702 | 2.614 | 0.00 |
| REMARKS: | | | | | | | | | | |

Tested by : _____

Reviewed by : _____

Final Approval : _____

ASSIGNMENT INFORMATION

/FOR DTY03305 & DTY03000

Inspector #: 930000000 Date: 051109 Seq #: 004
 Bit Mix Plant: 2712-15 Mix Code: 19515R Quantity: 1298.4
 Resp Loc: 93 Lab: PL Dist Mix #: 84BIT460S WMA
 Type Insp: PRO Lab Name: Advanced Asphalt
 Mix Name: HMA N50 E REC SURF

| Contract / Section No. | Job No. | Quantity |
|------------------------|----------|----------|
| 66731 | C9308807 | 1298.4 |
| | | |
| | | |

/FOR DTY03309

Sub Lot: Type: Washed: Lot:

| PERCENTS: | RAP | BIN5 | BIN4 | BIN3 | BIN2 | BIN1 | MF | NEW AC% |
|------------|-----|------|------|------|------|------|----|---------|
| MIX% | | | | | | | | |
| AGG% | | | | | | | | |
| AC% in RAP | | | | | | | | |

Remarks: _____

| Asphalt | Producer | Material | % |
|----------|----------|----------|-----|
| | 1757-05 | 10125 | 4.8 |
| Additive | | | |

Sub Lot: Type: Washed: Lot:

| PERCENTS: | RAP | BIN5 | BIN4 | BIN3 | BIN2 | BIN1 | MF | NEW AC% |
|------------|-----|------|------|------|------|------|----|---------|
| MIX% | | | | | | | | |
| AGG% | | | | | | | | |
| AC% in RAP | | | | | | | | |

Remarks: _____

| Sub Lot: | % PASS | AJMF | Sub Lot: | % PASS | AJMF |
|----------|--------|------|----------|--------|------|
| 1.5 | | | 1.5 | | |
| 1 | | | 1 | | |
| 3/4 | | | 3/4 | | |
| 1/2 | | | 1/2 | | |
| 3/8 | | | 3/8 | | |
| #4 | | | #4 | | |
| #8 | | | #8 | | |
| #16 | | | #16 | | |
| #30 | | | #30 | | |
| #50 | | | #50 | | |
| #100 | | | #100 | | |
| #200 | | | #200 | | |
| AC | | | AC | | |

/FOR DTY03000 / TRANS 308

Sub Lot: 1
 Type: I
 Wash: Y

Sub Lot: 2
 Type: I
 Wash: Y

COPY

| Corr. | % PASS | AJMF |
|-------|--------|------|
| 1.5 | 100 | |
| 1 | 100 | |
| 3/4 | 100 | |
| 1/2 | 100 | 100 |
| 3/8 | 97 | 97 |
| #4 | 56 | 59 |
| #8 | 34 | 37 |
| #16 | 24 | 26 |
| #30 | 16 | 18 |
| #50 | 9 | 10 |
| #100 | 6 | 6 |
| #200 | 1.30 | 3.2 |
| AC | 0.67 | 5.9 |

| Corr. | % PASS | AJMF |
|-------|--------|------|
| 1.5 | 100 | |
| 1 | 100 | |
| 3/4 | 100 | |
| 1/2 | 100 | 100 |
| 3/8 | 98 | 97 |
| #4 | 60 | 59 |
| #8 | 35 | 37 |
| #16 | 25 | 26 |
| #30 | 17 | 18 |
| #50 | 10 | 10 |
| #100 | 7 | 6 |
| #200 | 1.3 | 3.8 |
| AC | 0.68 | 5.8 |

Sub Lot: Type:
 AC%:
 Target AC:

Sub Lot: Type:
 AC%:
 Target AC:

Remarks: _____
 Remarks: _____

Sub Lot: 1 Gsb: 2.614

Gyratory Results:

| Nd | Gmb | Gmm | Voids | FVMA |
|----|-------|-------|-------|------|
| 50 | 2.351 | 2.458 | 4.4 | 15.3 |

COPIES:
 District Office
 Inspector
 Advanced Asphalt CO.
 RE:
 Steve Mellendorf

Sub Lot: 2 Gsb: 2.614

Gyratory Results:

| Nd | Gmb | Gmm | Voids | FVMA |
|----|-------|-------|-------|------|
| 50 | 2.381 | 2.464 | 3.4 | 14.3 |

Remarks: _____
 Remarks: _____

QC Manager:
 Christine Stroud

Tested By:
 Paul Palen

Phone:
 815-925-9344

Fax:
 815-925-7093

ASSIGNMENT INFORMATION

/FOR DTY03305 & DTY03000

Inspector #: 930000000 Date: 051109 Seq #: 004
 Bit Mix Plant: 2712-15 Mix Code: 19515R Quantity: 1298.4
 Resp Loc: 93 Lab: PL Dist Mix #: 84BIT460S WMA
 Type Insp: PRO Lab Name: Advanced Asphalt
 Mix Name: HMA N50 E REC SURF

| Contract / Section No. | Job No. | Quantity |
|------------------------|----------|----------|
| 66731 | C9308807 | 1298.4 |
| | | |
| | | |


/FOR DTY03309

Sub Lot: Type: Washed: Lot:
 PERCENTS: RAP BIN5 BIN4 BIN3 BIN2 BIN1 MF NEW AC%
 MIX%
 AGG%
 AC% in RAP
 Remarks: _____

| Asphalt Additive | Producer | Material | % |
|------------------|----------|----------|-----|
| | 1757-05 | 10125 | 4.8 |
| | | | |

Sub Lot: Type:
 PERCENTS: RAP BIN5 E
 MIX%
 AGG%
 AC% in RAP
 Remarks: _____

AC 58-22
SAMPLE ID #
0939624



MATERIAL SAMPLED REPRESENTATIVE OF THESE TEST RESULTS.

/FOR DTY03000 / TRANS 308

Sub Lot: 1
 Type: I
 Wash: Y

| Sieve | Corr. % PASS | AJMF |
|-------|--------------|------|
| 1.5 | 100 | |
| 1 | 100 | |
| 3/4 | 100 | |
| 1/2 | 100 | 100 |
| 3/8 | 97 | 97 |
| #4 | 56 | 59 |
| #8 | 34 | 37 |
| #16 | 24 | 26 |
| #30 | 16 | 18 |
| #50 | 9 | 10 |
| #100 | 6 | 6 |
| #200 | 1.30 | 3.2 |
| AC | 0.67 | 5.8 |

| Sieve | Corr. % PASS | |
|-------|--------------|-----|
| 1.5 | 100 | |
| 1 | 100 | |
| 3/4 | 100 | |
| 1/2 | 100 | 100 |
| 3/8 | 98 | 97 |
| #4 | 60 | 59 |
| #8 | 35 | 37 |
| #16 | 25 | 26 |
| #30 | 17 | 18 |
| #50 | 10 | 10 |
| #100 | 7 | 6 |
| #200 | 1.3 | 3.8 |
| AC | 0.68 | 5.8 |



Sub Lot: Type:
 AC%:
 Target AC:

Remarks: _____
 Remarks: _____

Sub Lot: 1 Gsb: 2.614

Gyratory Results:

| Nd | Gmb | Gmm | Voids | FVMA |
|----|-------|-------|-------|------|
| 50 | 2.351 | 2.458 | 4.4 | 15.3 |

COPIES:
 District Office
 Inspector
 Advanced Asphalt CO.
 RE:
 Steve Mellendorf

Sub Lot: 2 Gsb: 2.614

Gyratory Results:

| Nd | Gmb | Gmm | Voids | FVMA |
|----|-------|-------|-------|------|
| 50 | 2.381 | 2.464 | 3.4 | 14.3 |

Remarks: _____
 Remarks: _____

QC Manager:
 Christine Stroud

Tested By:
 Paul Palen

Phone:
 815-925-9344

Fax:
 815-925-7093

Zehr, Thomas G

From: Vock, Mark L
Sent: Wednesday, July 29, 2009 3:37 PM
To: Dyer, Brad C
Cc: Ryan Inskeep (mciqclab@hotmail.com); Hefel, Steve A; Zehr, Thomas G
Subject: QA Daily HMA Production Report

Bit Mix Desc: 82BIT4536 19513R HMA N50 C REC SURF

Bit Mix Plant: 1181-17 McCARTHY IMP. CO. @ Linwood, IA

Contract 1: 64F04

Contract 2:

Contract 3:

Contract 4:



82BIT4536_1181-1
7_072809.pdf

Sub Lot #1 Test is Hot Mix: approx. 650 tons

Sub Lot #2 Test is Warm Mix: approx. 474 tons



ASSIGNMENT INFORMATION

/FOR DTY03305 & DTY03000

Inspector #: 920000000 Date: 072809 Seq #: 021
 Bit Mix Plant: 1181-17 Mix Code: 19513R Quantity:
 Resp Loc: 92 Lab: DS Dist Mix #: 82BIT4536
 Type Insp: IND Lab Name: Moline
 Mix Name: HMA N50 C REC SURF

| Contract / Section No. | Job No. | Quantity |
|------------------------|----------|----------|
| 64F04 | C9213009 | |
| | | |
| | | |

/FOR DTY03309

Sub Lot: Type: Washed: Lot:
 PERCENTS: RAP BIN5 BIN4 BIN3 BIN2 BIN1 MF NEW AC%
 MIX%
 AGG%
 AC% in RAP
 Remarks: _____

Sub Lot: Type: Washed: Lot:
 PERCENTS: RAP BIN5 BIN4 BIN3 BIN2 BIN1 MF NEW AC%
 MIX%
 AGG%
 AC% in RAP
 Remarks: _____

| Producer | Material | % |
|----------|----------|-------|
| Asphalt | 6220-02 | 10127 |
| Additive | | 4.8 |

| Sub Lot: | % PASS | AJMF | Sub Lot: | % PASS | AJMF |
|----------|--------|------|----------|--------|------|
| 1.5 | | | 1.5 | | |
| 1 | | | 1 | | |
| 3/4 | | | 3/4 | | |
| 1/2 | | | 1/2 | | |
| 3/8 | | | 3/8 | | |
| #4 | | | #4 | | |
| #8 | | | #8 | | |
| #16 | | | #16 | | |
| #30 | | | #30 | | |
| #50 | | | #50 | | |
| #100 | | | #100 | | |
| #200 | | | #200 | | |
| AC | | | AC | | |

/FOR DTY03000 / TRANS 308

Wash: Y

Sub Lot: 2
 Type: I
 Wash: Y

| | Corr. | % PASS | AJMF |
|------|-------|--------|------|
| 1.5 | | 100 | 100 |
| 1 | | 100 | 100 |
| 3/4 | | 100 | 100 |
| 1/2 | 0.70 | 97 | 95 |
| 3/8 | | 88 | 80 |
| #4 | | 59 | 47 |
| #8 | 0.20 | 38 | 28 |
| #16 | | 26 | 20 |
| #30 | 0.40 | 17 | 14 |
| #50 | 0.60 | 9 | 9 |
| #100 | 0.40 | 7 | 6 |
| #200 | 0.30 | 5.9 | 4.2 |
| AC | 0.63 | 5.3 | 5.2 |

| | Corr. | % PASS | AJMF |
|------|-------|--------|------|
| 1.5 | | 100 | 100 |
| 1 | | 100 | 100 |
| 3/4 | | 100 | 100 |
| 1/2 | 0.7 | 96 | 95 |
| 3/8 | | 87 | 80 |
| #4 | | 58 | 47 |
| #8 | 0.2 | 36 | 28 |
| #16 | | 24 | 20 |
| #30 | 0.4 | 15 | 14 |
| #50 | 0.6 | 7 | 9 |
| #100 | 0.4 | 5 | 6 |
| #200 | 0.3 | 3.8 | 4.2 |
| AC | 0.60 | 5.0 | 5.2 |

Sub Lot: Sub Lot:
 Type: Type:
 AC%: AC%:
 Target AC: Target AC:

Remarks: _____
 Remarks: _____

Sub Lot: 1 Gsb: 2.780

Gyratory Results:

| Nd | Gmb | Gmm | Voids | FVMA |
|----|-------|-------|-------|------|
| 50 | 2.562 | 2.613 | 2.0 | 12.8 |

COPIES:
 District Office
 Lab File
 McCARTHY IMP. CO.
 RE:
 Brad Dyer

Sub Lot: 2 Gsb: 2.780

Gyratory Results:

| Nd | Gmb | Gmm | Voids | FVMA |
|----|-------|-------|-------|------|
| 50 | 2.498 | 2.629 | 5.0 | 14.6 |

Remarks: X:072909 - QA out on#4,#8 -200,voids(HOT MIX)
 Remarks: C:072909- QA out on#4,#8 (WARM MIX) temp 275

QA Inspector: M.Vock

Tested By: M.Vock

Phone:

Fax:

DATE: 3-Jul-07

Bituminous Mixture Design

Design Number : **00BIT1051**
 Lab preparing the design ? (PP, PL, etc) **PL**
 Producer Number & Name → **1181-17 McCARTHY IMP. CO.** ← Plant Location **Linwood, LA**
 Material Code Number → **19513R HMA N50 REC SURFACE CSE 12.5 mm C MIX**

| Agg No. | #1 | #2 | #3 | #4 | #5 | MF | RAP | ASPHALT |
|-------------------|------------|-----|-----|------------|--------------|-------------|----------|-------------|
| Size | 032CM13 | | | 039FM20 | 037FM01 | 004MF01 | 017CM16 | 10127 |
| Source (PROD #) | 52202-08 | | | 52203-11 | 51610-24 | 52202-08 | 1181-17 | 6220-02 |
| (NAME) | LINWOOD | | | Blackheart | Riverstone G | Linwood | McCARTHY | Flint Hills |
| (LOC) | LINWOOD | | | IPSCO | Albany | Linwood | LINWOOD | Davenport |
| (ADD. INFO) | OTIS LEDGE | | | Montpelier | | | | |
| Aggregate Blend: | 63.0 | 0.0 | 0.0 | 15.4 | 9.0 | 2.6 | 10.0 | 100.0 |
| | | | | | | RAP % → | 10.0 ✓ | |
| | | | | | | AC in RAP → | 4.5 | |

PG 64 - 22

82BIT4536
 19513R REC N50 SURFACE C 12.5

| Agg No. | #1 | #2 | #3 | #4 | #5 | MF | RAP | Aggregate Blend |
|------------------|-------|-------|-------|-------|-------|-------|-------|-----------------|
| Sieve Size | | | | | | | | |
| 1" (25.0mm) | 100.0 | 100.0 | 100.0 | 100.0 | 100.0 | 100.0 | 100.0 | 100.0 |
| 3/4" (19.0mm) | 100.0 | 100.0 | 100.0 | 100.0 | 100.0 | 100.0 | 100.0 | 100.0 |
| 1/2" (12.5mm) | 91.3 | 100.0 | 100.0 | 100.0 | 100.0 | 100.0 | 100.0 | 94.5 |
| 3/8" (9.5mm) | 69.0 | 100.0 | 100.0 | 100.0 | 100.0 | 100.0 | 96.1 | 80.1 |
| No.4 (4.75mm) | 22.5 | 100.0 | 100.0 | 98.3 | 97.3 | 100.0 | 66.0 | 47.3 |
| No.8 (2.36mm) | 4.0 | 100.0 | 100.0 | 68.4 | 89.8 | 100.0 | 45.6 | 28.3 |
| No.16 (1.18mm) | 1.4 | 100.0 | 100.0 | 40.1 | 78.9 | 100.0 | 33.7 | 20.1 |
| No.30 (600µm) | 0.9 | 100.0 | 100.0 | 25.4 | 48.3 | 100.0 | 24.4 | 13.9 |
| No.50 (300µm) | 0.8 | 100.0 | 100.0 | 16.5 | 15.4 | 100.0 | 16.3 | 8.7 |
| No.100 (150µm) | 0.7 | 100.0 | 100.0 | 10.0 | 1.6 | 90.0 | 12.2 | 5.7 |
| No.200 (75µm) | 0.6 | 100.0 | 100.0 | 6.0 | 0.5 | 73.0 | 9.5 | 4.2 |

IDOT Verification, Lab # 00BIT1051
 MD Prepared By McCARTHY IMP; Lab # "07901"

| Mixture Composition Specification | FORMULA | FORMULA RANGE | |
|-----------------------------------|---------|---------------|-----|
| | | Min | Max |
| 100 | 100 | | |
| 90-100 | 95 | | |
| 89max | 80 | | |
| 28-65 | 47 | 42 | 52 |
| 28-48 | 28 | 23 | 33 |
| 10-32 | 20 | | |
| | 14 | | |
| 4-15 | 9 | 5 | 13 |
| 3-10 | 6 | | |
| 4-6 | 4.2 | 2.7 | 5.7 |

| | | | | | | | | | |
|----------------|-------|-------|-------|-------|-------|----------|-------|-------|---------|
| Bulk Sp Gr | 2.665 | 1.000 | 1.000 | 3.280 | 2.600 | 2.750 | 2.660 | 2.740 | |
| Apparent Sp Gr | 2.721 | 1.000 | 1.000 | 3.670 | 2.644 | 2.750 | 2.760 | 2.831 | Dust/AC |
| Absorption, % | 0.80 | 1.00 | 1.00 | 3.30 | 0.67 | 1.00 | 1.00 | 0.91 | Ratio |
| | | | | | | SP GR AC | | 1.032 | 0.81 |

AMOUNT OF AGED RAP AC 0.45

VIRGIN AC 4.8

SUMMARY OF SUPERPAVE GYRATORY DESIGN DATA

BITUMINOUS MIXTURE AGED HOURS @

| DATA for N-int. | 6 | AC, %MIX | (Gmb) | (Gmm) | (Pa) | VMA | VFA | Vbe | Pbe | Pba |
|-----------------|-----|----------|---------|---------|--------|------|-------|------|------|-----|
| MIX 1 | 4.5 | 2.214 | 2.620 | 15.5 | 22.8 | 32.1 | 7.33 | 3.42 | 1.13 | |
| MIX 2 | 5.0 | 2.220 | 2.593 | 14.4 | 23.0 | 37.5 | 8.62 | 4.01 | 1.04 | |
| MIX 3 | 5.5 | 2.240 | 2.578 | 13.1 | 22.7 | 42.3 | 9.61 | 4.43 | 1.13 | |
| MIX 4 | 6.0 | 2.245 | 2.568 | 12.6 | 23.0 | 45.3 | 10.40 | 4.78 | 1.30 | |

| DATA for N-des. | 50 | (Gmb) | (Gmm) | (Pa) | VMA | VFA | Vbe | Pbe | Gse | Pba |
|-----------------|-----|---------|---------|--------|------|------|-------|------|-------|------|
| MIX 1 | 4.5 | 2.462 | 2.620 | 6.0 | 14.2 | 57.6 | 8.16 | 3.42 | 2.825 | 1.13 |
| MIX 2 | 5.0 | 2.473 | 2.593 | 4.7 | 14.3 | 67.3 | 9.60 | 4.01 | 2.818 | 1.04 |
| MIX 3 | 5.5 | 2.498 | 2.578 | 3.1 | 13.8 | 77.4 | 10.72 | 4.43 | 2.825 | 1.13 |
| MIX 4 | 6.0 | 2.503 | 2.568 | 2.5 | 14.1 | 82.0 | 11.60 | 4.78 | 2.837 | 1.30 |

| OPTIMUM DESIGN DATA @ Ndes: → | NUMBER OF GYRATIONS | %AC | Gmb | Gmm | %VOIDS (Pa) | VMA | VFA | Gse | Gsb | TSR |
|-------------------------------|---------------------|-----|-------|-------|---------------|------|------|-------|-------|------|
| | 50 | 5.2 | 2.484 | 2.587 | 4.0 | 14.1 | 71.6 | 2.821 | 2.740 | 0.96 |

REMARKS: MFR 0.0% (Incorrectly used 0.6%)
 5.2 NO M.F.

82BIT4536
 19513R N50 SURF
 12.5mm Rec

Tested by: _____

Reviewed by: _____

Final Approval: _____

IDOT Lab Verification No.: → IDOT09001

Producer Number & Name → 18436 BIT SMA SURFACE 12.5 ← Plant Location

| Plant Bin # | #5 | #4 | #3 | #2 | #1 | MF | RAP | ASPHALT | |
|-------------------|-----------|-----------|-----|----------|-----|----------|-------------|---------|--|
| Size | 032CM00 | 032CM13 | | 038FM20 | | 004MP01 | | 10131 | |
| Source (PROD #) | 52402-14 | 52402-14 | | 50312-78 | | 50312-04 | | 1757-05 | |
| (NAME) | RME | RME | | Vulcan | | M.S. | | Seneca | |
| (LOC) | Athens,WI | Athens,WI | | McCook | | Thornton | | Lemont | |
| (ADD. INFO) | | | | 951 | | | | 76-22 | |
| Aggregate Blend: | | | | | | | AC in RAP → | 0.0 | |
| | 27.5 | 51.5 | 0.0 | 14.0 | 0.0 | 7.0 | 0.0 | 100.0 | |

18436 BIT SMA SURFACE 12.5

Lab Preparing Design: IL
 Designing Lab Mix#: IDOT09001
 Designing Lab Name: S.T.A.T.E.

| Agg No. / Sieve Size | #5 | #4 | #3 | #2 | #1 | MF | RAP | Aggregate Blend |
|----------------------|-------|-------|-------|-------|-------|-------|-------|-----------------|
| 1" (25.0mm) | 100.0 | 100.0 | 100.0 | 100.0 | 100.0 | 100.0 | 100.0 | 100.0 |
| 3/4" (19.0mm) | 100.0 | 100.0 | 100.0 | 100.0 | 100.0 | 100.0 | 100.0 | 100.0 |
| 1/2" (12.5mm) | 38.0 | 97.3 | 100.0 | 100.0 | 100.0 | 100.0 | 100.0 | 81.6 |
| 3/8" (9.5mm) | 6.0 | 76.5 | 100.0 | 100.0 | 100.0 | 100.0 | 100.0 | 62.0 |
| No.4 (4.75mm) | 4.0 | 17.0 | 100.0 | 97.0 | 100.0 | 100.0 | 100.0 | 30.4 |
| No.8 (2.36mm) | 2.0 | 2.0 | 100.0 | 69.0 | 100.0 | 100.0 | 100.0 | 18.2 |
| No.16 (1.18mm) | 2.0 | 1.3 | 100.0 | 40.4 | 100.0 | 100.0 | 100.0 | 13.9 |
| No.30 (600µm) | 2.0 | 1.0 | 100.0 | 25.0 | 100.0 | 100.0 | 100.0 | 11.8 |
| No.50 (300µm) | 2.0 | 1.0 | 100.0 | 14.7 | 100.0 | 100.0 | 100.0 | 10.1 |
| No.100 (150µm) | 2.0 | 1.0 | 100.0 | 9.0 | 100.0 | 95.0 | 100.0 | 9.0 |
| No.200 (75µm) | 1.5 | 0.8 | 100.0 | 6.6 | 100.0 | 90.0 | 100.0 | 8.0 |

| Mixture Composition Specification | FORMULA | FORMULA RANGE | |
|-----------------------------------|---------|---------------|-----|
| | | Min | Max |
| 100 | 100 | | |
| 82-100 | 82 | | |
| 65 max | 62 | | |
| 20-30 | 30 | 25 | 35 |
| 16-24 | 18 | 13 | 23 |
| | 14 | | |
| 12-16 | 12 | 8 | 16 |
| 10-15 | 10 | | |
| | 9 | | |
| 8-10 | 8.0 | 7 | 10 |

| | | | | | | | | | |
|----------------|-------|-------|-------|-------|-------|-------|-------|-------|---------------|
| Bulk Sp Gr | 2.755 | 2.859 | 1.000 | 2.691 | 1.000 | 2.900 | 1.000 | 2.808 | |
| Apparent Sp Gr | 2.895 | 2.895 | 1.000 | 2.798 | 1.000 | 2.987 | 1.000 | 2.887 | |
| Absorption, % | 0.70 | 0.40 | 1.00 | 1.40 | 1.00 | 1.00 | 1.00 | 0.54 | Dust/AC Ratio |
| SP GR AC 1.032 | | | | | | | | | 1.30 |

AMOUNT OF AGED RAP AC: 0
 VIRGIN AC: 6.2

SUMMARY OF SUPERPAVE GYRATORY DESIGN DATA


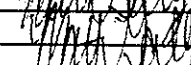
BITUMINOUS MIXTURE AGED 2 HOURS @ 305


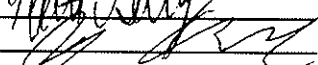
| DATA for N-int. | 7 | AC, %MIX | (Gmb) | (Gmm) | (Pa) | VMA | VFA | Vbe | Pbe | Pba |
|-----------------|-----|----------|---------|---------|--------|------|-------|------|-------|-----|
| MIX 1 | 5.0 | 2.132 | 2.578 | 17.3 | 27.9 | 37.9 | 10.57 | 5.12 | -0.12 | |
| MIX 2 | 5.5 | 2.143 | 2.559 | 16.3 | 27.9 | 41.7 | 11.62 | 5.59 | -0.10 | |
| MIX 3 | 6.0 | 2.149 | 2.543 | 15.6 | 28.1 | 44.7 | 12.66 | 6.03 | -0.03 | |
| MIX 4 | 6.5 | 2.171 | 2.521 | 13.9 | 27.7 | 49.9 | 13.83 | 6.57 | -0.08 | |

| DATA for N-des. | 80 | (Gmb) | (Gmm) | (Pa) | VMA | VFA | Vbe | Pbe | Gse | Pba |
|-----------------|-----|---------|---------|--------|------|------|-------|------|-------|-------|
| MIX 1 | 5.0 | 2.416 | 2.578 | 6.3 | 18.3 | 65.7 | 11.98 | 5.12 | 2.799 | -0.12 |
| MIX 2 | 5.5 | 2.431 | 2.559 | 5.0 | 18.2 | 72.5 | 13.18 | 5.59 | 2.800 | -0.10 |
| MIX 3 | 6.0 | 2.441 | 2.543 | 4.0 | 18.3 | 78.1 | 14.27 | 6.03 | 2.806 | -0.03 |
| MIX 4 | 6.5 | 2.455 | 2.521 | 2.6 | 18.3 | 85.7 | 15.64 | 6.57 | 2.802 | -0.08 |

| TSR Information | |
|--------------------|--|
| Conditioned | |
| Unconditioned | |
| TSR | |
| CA Strip Rating | |
| FA Strip Rating | |
| Additive Prod # | |
| Additive Matl Code | |
| Additive % | |

| OPTIMUM DESIGN DATA @Ndes: → | NUMBER OF GYRATIONS | %AC | Gmb | Gmm | %VOIDS (Pa) Target | VMA | VFA | Gse | Gsb | TSR |
|------------------------------|---------------------|-----|-------|-------|----------------------|------|------|-------|-------|------|
| | 80 | 6.2 | 2.447 | 2.635 | 3.5 | 18.3 | 80.8 | 2.804 | 2.808 | 0.00 |
| REMARKS LINE 1 | FIBERS ADDED @ 0.4% | | | | | | | | | |
| REMARKS LINE 2 | DRAINDOWN = 0.0% | | | | | | | | | |

Tested by: 
 Reviewed by: 

Verified by: 
 Final Approval: 

IDOT Lab Verification No.: → IDOT09002

Producer Number & Name → 18436 BIT SMA SURFACE 12.5 ← Plant Location

| Plant Bin # | #5 | #4 | #3 | #2 | #1 | MF | RAP | ASPHALT | |
|-------------------|-----------|-----------|-----|----------|-----|----------|-------------|---------|--|
| Size | 032CM00 | 032CM13 | | 038FM20 | | 004MF01 | | 10131 | |
| Source (PROD #) | 52402-26 | 52402-26 | | 50312-78 | | 50312-04 | | 1767-05 | |
| (NAME) | Mathy | Mathy | | Vulcan | | M.S. | | Seneca | |
| (LOC) | Wisconsin | Wisconsin | | McCook | | Thornton | | Lemont | |
| (ADD. INFO) | | | | 951 | | | | 76-22 | |
| Aggregate Blend: | | | | | | | AC in RAP → | 0.0 | |
| | 28.5 | 56.5 | 0.0 | 8.5 | 0.0 | 6.5 | 0.0 | 100.0 | |

8#BIT

18436 BIT SMA SURFACE 12.5

Lab Preparing Design
 Designing Lab Mix# IDOT09002
 Designing Lab Name S.T.A.T.E.

| Agg No. / Sieve Size | #5 | #4 | #3 | #2 | #1 | MF | RAP | Aggregate Blend |
|----------------------|-------|-------|-------|-------|-------|-------|-------|-----------------|
| 1" (25.0mm) | 100.0 | 100.0 | 100.0 | 100.0 | 100.0 | 100.0 | 100.0 | 100.0 |
| 3/4" (19.0mm) | 100.0 | 100.0 | 100.0 | 100.0 | 100.0 | 100.0 | 100.0 | 100.0 |
| 1/2" (12.5mm) | 38.0 | 99.0 | 100.0 | 100.0 | 100.0 | 100.0 | 100.0 | 81.8 |
| 3/8" (9.5mm) | 6.0 | 80.0 | 100.0 | 100.0 | 100.0 | 100.0 | 100.0 | 61.9 |
| No.4 (4.75mm) | 3.2 | 26.0 | 100.0 | 97.0 | 100.0 | 100.0 | 100.0 | 30.3 |
| No.8 (2.36mm) | 2.5 | 7.9 | 100.0 | 69.0 | 100.0 | 100.0 | 100.0 | 17.6 |
| No.16 (1.18mm) | 2.3 | 5.1 | 100.0 | 40.4 | 100.0 | 100.0 | 100.0 | 13.6 |
| No.30 (600µm) | 2.2 | 4.3 | 100.0 | 25.0 | 100.0 | 100.0 | 100.0 | 11.7 |
| No.50 (300µm) | 2.0 | 3.6 | 100.0 | 14.7 | 100.0 | 100.0 | 100.0 | 10.4 |
| No.100 (150µm) | 1.9 | 3.0 | 100.0 | 9.0 | 100.0 | 95.0 | 100.0 | 9.2 |
| No.200 (75µm) | 1.5 | 2.1 | 100.0 | 6.6 | 100.0 | 90.0 | 100.0 | 8.0 |

| Mixture Composition Specification | FORMULA | FORMULA RANGE | |
|-----------------------------------|---------|---------------|-----|
| | | Min | Max |
| 100 | 100 | | |
| 82-100 | 82 | | |
| 65 max | 62 | | |
| 20-30 | 30 | 25 | 35 |
| 16-24 | 18 | 13 | 23 |
| | 13 | | |
| 12-16 | 12 | 8 | 16 |
| 10-15 | 10 | | |
| | 9 | | |
| 8-10 | 8.0 | 7 | 10 |

| | | | | | | | | | |
|----------------|-------|-------|-------|-------|-------|-------|-------|-------|---------|
| Bulk Sp Gr | 2.695 | 2.695 | 1.000 | 2.691 | 1.000 | 2.900 | 1.000 | 2.707 | |
| Apparent Sp Gr | 2.748 | 2.748 | 1.000 | 2.796 | 1.000 | 2.987 | 1.000 | 2.766 | Dust/AC |
| Absorption, % | 0.70 | 0.70 | 1.00 | 1.40 | 1.00 | 1.00 | 1.00 | 0.75 | Ratio |
| SP GR AC 1.032 | | | | | | | | | 1.35 |

AMOUNT OF AGED RAP AC 0 0
 VIRGIN AC 5.9

SUMMARY OF SUPERPAVE GYRATORY DESIGN DATA

BITUMINOUS MIXTURE AGED 2 HOURS @ 305

| DATA for N-Int. | 7 | AC, %MIX | (Gmb) | (Gmm) | (Pa) | VMA | VFA | Vbe | Pbe | Pba |
|-----------------|-----|----------|---------|---------|--------|------|-------|------|------|-----|
| MIX 1 | 5.0 | 2.091 | 2.505 | 16.5 | 26.6 | 37.9 | 10.08 | 4.97 | 0.03 | |
| MIX 2 | 5.5 | 2.104 | 2.485 | 15.3 | 26.5 | 42.3 | 11.22 | 5.60 | 0.00 | |
| MIX 3 | 6.0 | 2.114 | 2.473 | 14.5 | 26.6 | 45.4 | 12.08 | 5.90 | 0.11 | |
| MIX 4 | 6.5 | 2.121 | 2.453 | 13.5 | 26.7 | 49.3 | 13.19 | 6.42 | 0.09 | |

| DATA for N-des. | 80 | (Gmb) | (Gmm) | (Pa) | VMA | VFA | Vbe | Pbe | Gse | Pba |
|-----------------|-----|---------|---------|--------|------|------|-------|------|-------|------|
| MIX 1 | 5.0 | 2.365 | 2.505 | 5.6 | 17.0 | 67.1 | 11.40 | 4.97 | 2.709 | 0.03 |
| MIX 2 | 5.5 | 2.379 | 2.485 | 4.3 | 16.9 | 74.8 | 12.68 | 5.50 | 2.707 | 0.00 |
| MIX 3 | 6.0 | 2.389 | 2.473 | 3.4 | 17.0 | 80.1 | 13.65 | 5.90 | 2.715 | 0.11 |
| MIX 4 | 6.5 | 2.397 | 2.453 | 2.3 | 17.2 | 86.6 | 14.91 | 6.42 | 2.713 | 0.09 |

| TSR Information |
|--------------------|
| Conditioned |
| Unconditioned |
| TSR |
| CA Strip Rating |
| FA Strip Rating |
| Additive Prod # |
| Additive Matl Code |
| Additive % |

| OPTIMUM DESIGN DATA @Ndes: ----> | NUMBER OF GYRATIONS | %AC | Gmb | Gmm | %VOIDS (Pa) Target | VMA | VFA | Gse | Gsb | TSR |
|----------------------------------|---------------------|-----|-------|-------|----------------------|------|------|-------|-------|------|
| | 80 | 5.9 | 2.388 | 2.474 | 3.5 | 17.0 | 79.5 | 2.714 | 2.707 | 0.00 |

REMARKS LINE 1 FIBERS ADDED @ 0.4%
 REMARKS LINE 2 DRAINDOWN = 0.0%

Tested by: _____
 Reviewed by: _____

Verified by: _____
 Final Approval: _____

SMA Quartzite Michels

Ver. 6.0-01.01.09

DATE: August 13 2009

IDOT Lab Verification No.: → IDOT09003

Producer Number & Name → 18436 BIT SMA SURFACE 12.5 ← Plant Location

8#BIT
18436 BIT SMA SURFACE 12.5

| Plant Bin # | #5 | #4 | #3 | #2 | #1 | MF | RAP | ASPHALT | |
|-------------------|-----------|-----------|-----|----------|-----|----------|-------------|---------|--|
| Size | 032M00 | 032CM13 | | 038FM20 | | 004MF01 | | 10131 | |
| Source (PROD #) | 52402-25 | 52402-25 | | 50312-78 | | 50312-04 | | 1757-05 | |
| (NAME) | Michels | Michels | | Vulcan | | M.S. | | Seneca | |
| (LOC) | Quartzite | Quartzite | | McCook | | Thornton | | Lemont | |
| (ADD. INFO) | | | | 951 | | | | 76-22 | |
| Aggregate Blend: | | | | | | | AC in RAP → | 0.0 | |
| | 29.0 | 53.0 | 0.0 | 10.5 | 0.0 | 7.5 | 0.0 | 100.0 | |

Lab Preparing Design IL
 Designing Lab Mix# IDOT09003
 Designing Lab Name S.T.A.T.E.

| Agg No. Sieve Size | #5 | #4 | #3 | #2 | #1 | MF | RAP | Aggregate Blend |
|--------------------|-------|-------|-------|-------|-------|-------|-------|-----------------|
| 1" (25.0mm) | 100.0 | 100.0 | 100.0 | 100.0 | 100.0 | 100.0 | 100.0 | 100.0 |
| 3/4" (19.0mm) | 100.0 | 100.0 | 100.0 | 100.0 | 100.0 | 100.0 | 100.0 | 100.0 |
| 1/2" (12.5mm) | 38.0 | 100.0 | 100.0 | 100.0 | 100.0 | 100.0 | 100.0 | 82.0 |
| 3/8" (9.5mm) | 6.0 | 80.0 | 100.0 | 100.0 | 100.0 | 100.0 | 100.0 | 62.1 |
| No.4 (4.75mm) | 3.6 | 22.0 | 100.0 | 97.0 | 100.0 | 100.0 | 100.0 | 30.4 |
| No.8 (2.36mm) | 1.6 | 4.0 | 100.0 | 69.0 | 100.0 | 100.0 | 100.0 | 17.3 |
| No.16 (1.18mm) | 1.2 | 2.0 | 100.0 | 40.4 | 100.0 | 100.0 | 100.0 | 13.2 |
| No.30 (600µm) | 1.1 | 2.0 | 100.0 | 25.0 | 100.0 | 100.0 | 100.0 | 11.5 |
| No.60 (300µm) | 1.0 | 2.0 | 100.0 | 14.7 | 100.0 | 100.0 | 100.0 | 10.4 |
| No.100 (150µm) | 0.8 | 2.0 | 100.0 | 9.0 | 100.0 | 95.0 | 100.0 | 9.4 |
| No.200 (75µm) | 0.7 | 1.0 | 100.0 | 6.6 | 100.0 | 90.0 | 100.0 | 8.2 |

| Mixture Composition Specification | FORMULA | FORMULA RANGE | |
|-----------------------------------|---------|---------------|-----|
| | | Min | Max |
| 100 | 100 | | |
| 82-100 | 82 | | |
| 65 max | 62 | | |
| 20-30 | 30 | 25 | 35 |
| 16-24 | 17 | 12 | 22 |
| | 13 | | |
| 12-16 | 12 | 8 | 16 |
| 10-15 | 10 | | |
| | 9 | | |
| 8-10 | 8.2 | 7 | 10 |

| | | | | | | | | | |
|----------------|-------|-------|-------|-------|-------|-------|-------|-------|---------------|
| Bulk Sp Gr | 2.675 | 2.675 | 1.000 | 2.691 | 1.000 | 2.900 | 1.000 | 2.692 | |
| Apparent Sp Gr | 2.711 | 2.711 | 1.000 | 2.796 | 1.000 | 2.987 | 1.000 | 2.739 | |
| Absorption, % | 0.50 | 0.50 | 1.00 | 1.40 | 1.00 | 1.00 | 1.00 | 0.56 | Dust/AC Ratio |
| SP GR AC 1.032 | | | | | | | | | 1.36 |

AMOUNT OF AGED RAP AC 0 0
 VIRGIN AC 6.0

SUMMARY OF SUPERPAVE GYRATORY DESIGN DATA



BITUMINOUS MIXTURE AGED 2 HOURS @ 365


| DATA for N-int. | 7 | AC, %MIX | (Gmb) | (Gmm) | (Pa) | VMA | VFA | Vbe | Pbe | Pba |
|-----------------|-----|----------|---------|---------|--------|------|-------|------|------|-----|
| MIX 1 | 5.0 | 2.074 | 2.499 | 17.0 | 26.8 | 36.6 | 9.82 | 4.89 | 0.12 | |
| MIX 2 | 5.5 | 2.083 | 2.486 | 16.2 | 26.9 | 39.7 | 10.69 | 5.30 | 0.22 | |
| MIX 3 | 6.0 | 2.106 | 2.463 | 14.5 | 26.5 | 45.3 | 11.99 | 5.87 | 0.13 | |
| MIX 4 | 6.5 | 2.115 | 2.449 | 13.6 | 26.5 | 48.6 | 12.91 | 6.30 | 0.22 | |

| DATA for N-des. | 80 | (Gmb) | (Gmm) | (Pa) | VMA | VFA | Vbe | Pbe | Gse | Pba |
|-----------------|-----|---------|---------|--------|------|------|-------|------|-------|------|
| MIX 1 | 5.0 | 2.349 | 2.499 | 6.0 | 17.1 | 64.9 | 11.13 | 4.89 | 2.701 | 0.12 |
| MIX 2 | 5.5 | 2.364 | 2.486 | 4.9 | 17.0 | 71.1 | 12.13 | 5.30 | 2.708 | 0.22 |
| MIX 3 | 6.0 | 2.377 | 2.463 | 3.5 | 17.0 | 79.6 | 13.63 | 5.87 | 2.702 | 0.13 |
| MIX 4 | 6.5 | 2.387 | 2.449 | 2.6 | 17.1 | 85.0 | 14.56 | 6.30 | 2.708 | 0.22 |

| TSR Information | |
|--------------------|--|
| Conditioned | |
| Unconditioned | |
| TSR | |
| CA Strip Rating | |
| FA Strip Rating | |
| Additive Prod # | |
| Additive Matl Code | |
| Additive % | |

| | NUMBER OF GYRATIONS | %AC | Gmb | Gmm | %VOIDS (Pa) Target | VMA | VFA | Gse | Gsb | TSR |
|------------------------------|---------------------|------|-------|-------|----------------------|------|------|-------|-------|------|
| OPTIMUM DESIGN DATA @Ndes: → | 80 | 5.99 | 2.377 | 2.463 | 3.5 | 17.0 | 79.4 | 2.702 | 2.692 | 0.00 |
| REMARKS LINE 1 | FIBERS ADDED @ 0.4% | | | | | | | | | |
| REMARKS LINE 2 | DRAINDOWN = 0.0% | | | | | | | | | |

Tested by: 
 Reviewed by: 

Verified by: 
 Final Approval: 

DATE: May 4 09

81B7114R

IDOT Lab Verification No.: --> ARM09003

Producer Number & Name --> 127-06 Arrow Road Mt. Prospect
 Material Code Number --> 19536R HMA N90 F REC SURF

| Plant Bin # | #5 | #4 | #3 | #2 | #1 | MF | RAP | ASPHALT |
|-------------------|-------------------|----------|-----|----------|-----------|----------|--------------|---------|
| Size | 039CM13 | 032CM16 | | 038FM20 | 027FM02 | 004MF01 | 017CM16 | 10129 |
| Source (PROD #) | 52103-23 | 50312-78 | | 50312-78 | 51110-07 | 50312-04 | 127-06 | 1757-05 |
| (NAME) | Heritage | Vulcan | | Vulcan | Meyer | M.S. | Arrow Road | Seneca |
| (LOC) | Inland | McCook | | McCook | Algonquin | Thornton | Mt. Prospect | Lemont |
| (ADD. INFO) | | | | | | | | |
| Aggregate Blend: | AC in RAP --> 5.3 | | | | | | | |
| | 43.0 | 26.0 | 0.0 | 12.0 | 8.0 | 1.0 | 10.0 | 100.0 |

8#BIT
 19536R HMA N90 F REC SURF

Lab Preparing Design
 Designing Lab Mix#
 Designing Lab Name

| | |
|------------|--|
| IL | |
| ARM09003 | |
| S.T.A.T.E. | |

| Agg No. | #1 | #2 | #3 | #4 | #5 | MF | RAP | Aggregate Blend |
|------------------|-------|-------|-------|-------|-------|-------|-------|-----------------|
| Sieve Size | | | | | | | | |
| 1" (25.0mm) | 100.0 | 100.0 | 100.0 | 100.0 | 100.0 | 100.0 | 100.0 | 100.0 |
| 3/4" (19.0mm) | 100.0 | 100.0 | 100.0 | 100.0 | 100.0 | 100.0 | 100.0 | 100.0 |
| 1/2" (12.5mm) | 100.0 | 100.0 | 100.0 | 100.0 | 100.0 | 100.0 | 100.0 | 100.0 |
| 3/8" (9.5mm) | 80.0 | 97.0 | 100.0 | 100.0 | 100.0 | 100.0 | 100.0 | 100.0 |
| No.4 (4.75mm) | 23.0 | 32.0 | 100.0 | 98.8 | 100.0 | 100.0 | 99.8 | 90.6 |
| No.8 (2.36mm) | 4.9 | 8.7 | 100.0 | 85.0 | 85.0 | 100.0 | 75.6 | 46.6 |
| No.16 (1.18mm) | 3.9 | 5.9 | 100.0 | 53.3 | 76.5 | 100.0 | 54.7 | 27.8 |
| No.30 (600µm) | 3.6 | 5.2 | 100.0 | 34.0 | 51.0 | 100.0 | 40.2 | 20.7 |
| No.50 (300µm) | 3.3 | 4.9 | 100.0 | 18.0 | 23.0 | 100.0 | 29.9 | 15.1 |
| No.100 (150µm) | 2.9 | 4.5 | 100.0 | 8.8 | 5.3 | 95.0 | 12.3 | 6.1 |
| No.200 (75µm) | 2.2 | 4.5 | 100.0 | 5.6 | 2.1 | 90.0 | 9.4 | 4.8 |

| Mixture Composition Specification | FORMULA | FORMULA RANGE | |
|-----------------------------------|---------|---------------|-----|
| | | Min | Max |
| | 100 | | |
| 100 | 100 | | |
| 90-100 | 100 | | |
| 28-65 | 47 | 37 | 57 |
| 28-40 | 28 | | |
| 10-32 | 21 | | |
| | 15 | | |
| 4-15 | 10 | | |
| 3-10 | 6 | | |
| 4-6 | 4.8 | 2.3 | 7.3 |

| | | | | | | | | |
|----------------|--------------------|-------|-------|-------|-------|-------|-------|-------|
| Bulk Sp Gr | 3.377 | 2.644 | 1.000 | 2.682 | 2.617 | 2.900 | 2.660 | 2.924 |
| Apparent Sp Gr | 3.596 | 2.792 | 1.000 | 2.794 | 2.724 | 2.987 | 2.733 | 3.077 |
| Absorption, % | 1.80 | 2.00 | 1.00 | 1.50 | 1.50 | 1.00 | 1.00 | 1.63 |
| | SP GR AC 1.031 | | | | | | | |
| | Dust/AC Ratio 0.92 | | | | | | | |

SUMMARY OF SUPERPAVE GYRATORY DESIGN DATA

BITUMINOUS MIXTURE AGED 2 HOURS @ 305

AMOUNT OF AGED RAP AC 0.53
 VIRGIN AC 4.7

| DATA for N-int. 8 | | AC, %MIX | (Gmb) | (Gmm) | (Pa) | VMA | VFA | Vbe | Pbe | Pba |
|-------------------|-----|----------|---------|---------|--------|------|-------|------|------|-----|
| MIX 1 | 4.5 | 2.319 | 2.784 | 16.7 | 24.3 | 31.1 | 7.54 | 3.35 | 1.20 | |
| MIX 2 | 5.0 | 2.351 | 2.759 | 14.8 | 23.6 | 37.3 | 8.81 | 3.86 | 1.19 | |
| MIX 3 | 5.5 | 2.352 | 2.732 | 13.9 | 24.0 | 42.0 | 10.06 | 4.41 | 1.15 | |
| MIX 4 | 6.0 | 2.362 | 2.711 | 12.9 | 24.1 | 46.5 | 11.20 | 4.89 | 1.18 | |

| DATA for N-des. 90 | | (Gmb) | (Gmm) | (Pa) | VMA | VFA | Vbe | Pbe | Gse | Pba |
|--------------------|-----|---------|---------|--------|------|------|-------|------|-------|------|
| MIX 1 | 4.5 | 2.592 | 2.784 | 6.9 | 15.3 | 54.9 | 8.43 | 3.35 | 3.027 | 1.20 |
| MIX 2 | 5.0 | 2.631 | 2.759 | 4.7 | 14.5 | 67.9 | 9.86 | 3.86 | 3.026 | 1.19 |
| MIX 3 | 5.5 | 2.643 | 2.732 | 3.3 | 14.6 | 77.5 | 11.31 | 4.41 | 3.023 | 1.15 |
| MIX 4 | 6.0 | 2.652 | 2.711 | 2.2 | 14.7 | 85.4 | 12.57 | 4.89 | 3.025 | 1.18 |

| TSR Information | |
|--------------------|-------|
| Conditioned | 113.9 |
| Unconditioned | 118.2 |
| TSR | 0.96 |
| CA Strip Rating | 1 |
| FA Strip Rating | 1 |
| Additive Prod # | |
| Additive Matl Code | |
| Additive % | |

| OPTIMUM DESIGN DATA @Ndes: --> | NUMBER OF GYRATIONS | %AC | Gmb | Gmm | %VOIDS (Pa) Target | VMA | VFA | Gse | Gsb | TSR |
|--------------------------------|---------------------|------|-------|-------|----------------------|------|------|-------|-------|------|
| | 90 | 5.24 | 2.637 | 2.746 | 4.0 | 14.6 | 72.5 | 3.025 | 2.924 | 0.96 |

REMARKS LINE 1
 REMARKS LINE 2

Tested by: [Signature]
 Reviewed by: [Signature]

Verified by: [Signature]
 Final Approval: [Signature]

IDOT Lab Verification No.: **ARC09005**

Producer Number & Name → **127-07 Arrow Road** ← Plant Location
 Material Code Number → **19536R HMA N90 F REC SURF** ← **Carpentersville**

| Plant Bin # | #5 | #4 | #3 | #2 | #1 | MF | RAP | ASPHALT |
|-------------------|-----------------|-----------|-----|----------|-----------|----------|-------------|---------|
| Size | 032CM13 | 021CM16 | | 038FM20 | 027FM02 | 004MF01 | 017CM16 | 10129 |
| Source (PROD #) | 52402-25 | 51110-07 | | 50312-78 | 51110-07 | 50312-04 | 127-06 | 1757-05 |
| (NAME) | Michels | Meyer | | Vulcan | Meyer | M.S. | Arrow Road | Seneca |
| (LOC) | Wisconsin | Algonquin | | McCook | Algonquin | Thomson | MT Prospect | Lemont |
| (ADD. INFO) | | | | | | | | |
| Aggregate Blend: | AC in RAP → 5.3 | | | | | | | |
| | 32.5 | 30.0 | 0.0 | 18.0 | 8.0 | 1.5 | 10.0 | 100.0 |

8#BIT

19536R HMA N90 F REC SURF

Lab Preparing Design
 Designing Lab Mix#
 Designing Lab Name

| Agg No. Sieve Size | #5 | #4 | #3 | #2 | #1 | MF | RAP | Aggregate Blend |
|--------------------|-------|-------|-------|-------|-------|-------|-------|-----------------|
| 1" (25.0mm) | 100.0 | 100.0 | 100.0 | 100.0 | 100.0 | 100.0 | 100.0 | 100.0 |
| 3/4" (19.0mm) | 100.0 | 100.0 | 100.0 | 100.0 | 100.0 | 100.0 | 100.0 | 100.0 |
| 1/2" (12.5mm) | 100.0 | 100.0 | 100.0 | 100.0 | 100.0 | 100.0 | 100.0 | 100.0 |
| 3/8" (9.5mm) | 80.0 | 97.0 | 100.0 | 100.0 | 100.0 | 100.0 | 100.0 | 100.0 |
| No.4 (4.75mm) | 22.0 | 30.0 | 100.0 | 98.6 | 99.9 | 100.0 | 99.8 | 92.6 |
| No.8 (2.36mm) | 4.0 | 4.1 | 100.0 | 85.0 | 85.0 | 100.0 | 75.6 | 51.0 |
| No.16 (1.18mm) | 2.0 | 3.3 | 100.0 | 51.2 | 73.4 | 100.0 | 54.7 | 31.6 |
| No.30 (600µm) | 2.0 | 3.0 | 100.0 | 34.0 | 51.0 | 100.0 | 40.2 | 22.2 |
| No.50 (300µm) | 2.0 | 2.7 | 100.0 | 19.2 | 21.1 | 100.0 | 29.9 | 16.2 |
| No.100 (150µm) | 2.0 | 2.5 | 100.0 | 10.5 | 5.8 | 95.0 | 12.3 | 10.1 |
| No.200 (75µm) | 1.0 | 2.2 | 100.0 | 6.9 | 2.0 | 90.0 | 9.4 | 6.4 |
| | | | | | | | | 4.7 |

| Mixture Composition Specification | FORMULA | FORMULA RANGE | |
|-----------------------------------|---------|---------------|-----|
| | | Min | Max |
| 100 | 100 | | |
| 90-100 | 100 | | |
| 28-65 | 93 | 46 | 56 |
| 28-40 | 51 | 27 | 37 |
| 10-32 | 22 | | |
| 4-15 | 16 | 12 | 20 |
| 3-10 | 6 | | |
| 4-6 | 4.7 | 3 | 6 |

| | | | | | | | | | |
|----------------|-------|-------|-------|-------|-------|-------|----------|-------|---------------|
| Bulk Sp Gr | 2.675 | 2.674 | 1.000 | 2.682 | 2.617 | 2.900 | 2.660 | 2.673 | |
| Apparent Sp Gr | 2.711 | 2.817 | 1.000 | 2.794 | 2.724 | 2.987 | 2.733 | 2.764 | |
| Absorption, % | 0.50 | 1.90 | 1.00 | 1.50 | 1.50 | 1.00 | 1.00 | 0.91 | Dust/AC Ratio |
| | | | | | | | | | 0.88 |
| | | | | | | | SP GR AC | 1.032 | |

SUMMARY OF SUPERPAVE GYRATORY DESIGN DATA

BITUMINOUS MIXTURE AGED HOURS @

AMOUNT OF AGED RAP AC

10



VIRGIN AC



| DATA for N-int. | 8 | AC, %MIX | (Gmb) | (Gmm) | (Pa) | VMA | VFA | Vbe | Pbe | Pba |
|-----------------|-----|----------|---------|---------|--------|------|-------|------|------|-----|
| MIX 1 | 4.5 | 2.131 | 2,540 | 16.1 | 23.9 | 32.5 | 7.74 | 3.75 | 0.79 | |
| MIX 2 | 5.0 | 2.149 | 2,523 | 14.8 | 23.6 | 37.2 | 8.79 | 4.22 | 0.82 | |
| MIX 3 | 5.5 | 2.155 | 2,507 | 14.0 | 23.8 | 41.0 | 9.76 | 4.67 | 0.87 | |
| MIX 4 | 6.0 | 2.166 | 2,486 | 12.9 | 23.8 | 46.0 | 10.95 | 5.22 | 0.83 | |

| DATA for N-des. | 90 | (Gmb) | (Gmm) | (Pa) | VMA | VFA | Vbe | Pbe | Gse | Pba |
|-----------------|-----|---------|---------|--------|------|------|-------|------|-------|------|
| MIX 1 | 4.5 | 2,383 | 2,540 | 6.2 | 14.9 | 58.4 | 8.66 | 3.75 | 2,728 | 0.79 |
| MIX 2 | 5.0 | 2,401 | 2,523 | 4.8 | 14.6 | 66.9 | 9.82 | 4.22 | 2,731 | 0.82 |
| MIX 3 | 5.5 | 2,417 | 2,507 | 3.6 | 14.6 | 75.2 | 10.96 | 4.67 | 2,735 | 0.87 |
| MIX 4 | 6.0 | 2,425 | 2,486 | 2.4 | 14.7 | 83.4 | 12.27 | 5.22 | 2,732 | 0.83 |

| TSR Information | |
|--------------------|-------|
| Conditioned | 128.0 |
| Unconditioned | 131.6 |
| TSR | 0.97 |
| CA Strip Rating | 1 |
| FA Strip Rating | 1 |
| Additive Prod # | |
| Additive Matl Code | |
| Additive % | |

| OPTIMUM DESIGN DATA @Ndes: → | NUMBER OF GYRATIONS | %AC | Gmb | Gmm | %VOIDS (Pa) Target | VMA | VFA | Gse | Gsb | TSR |
|------------------------------|---------------------|-----|-------|-------|----------------------|------|------|-------|-------|------|
| | 90 | 5.3 | 2,412 | 2,512 | 4.0 | 14.6 | 72.6 | 2,733 | 2,673 | 0.97 |
| REMARKS LINE 1 | | | | | | | | | | |
| REMARKS LINE 2 | | | | | | | | | | |

Tested by: 
 Reviewed by: 

Verified by: 
 Final Approval: 

Tag says "Allied Quartzite"

Ver. 6.0-01.01.09

DATE: June 22 2009

IDOT Lab Verification No.: → ALFP09001

Producer Number & Name → 54-11 Allied Asphalt Franklin Park ← Plant Location
 Material Code Number → 19536R HMA N90 F REC SURF

| Plant Bin # | #5 | #4 | #3 | #2 | #1 | MF | RAP | ASPHALT |
|------------------|-----------------|----------|-----|----------|----------|----------|---------------|---------|
| Size | 032CM13 | 032CM16 | | 038FM20 | 037FM02 | 004MF01 | 017FM1400 | 10129 |
| Source (PROD #) | 52402-25 | 50312-78 | | 50312-78 | 50890-22 | 50312-04 | 54-11 | 1757-05 |
| (NAME) | Michels | Vulcan | | Vulcan | Beverly | M.S. | Allied | Seneca |
| (LOC) | Wisconsin | McCook | | McCook | Elgin | Thornton | Franklin Park | Lemont |
| (ADD. INFO) | | | | | | | | |
| Aggregate Blend: | AC in RAP → 5.8 | | | | | | | |
| | 36.0 | 33.0 | 0.0 | 12.0 | 8.0 | 1.0 | 10.0 | 100.0 |

8#BIT

19536R HMA N90 F REC SURF

Lab Preparing Design
 Designing Lab Mix#
 Designing Lab Name

IL
 ALFP09001
 S.T.A.T.E.

| Agg No. Sieve Size | #5 | #4 | #3 | #2 | #1 | MF | RAP | Aggregate Blend |
|--------------------|-------|-------|-------|-------|-------|-------|-------|-----------------|
| 1" (25.0mm) | 100.0 | 100.0 | 100.0 | 100.0 | 100.0 | 100.0 | 100.0 | 100.0 |
| 3/4" (19.0mm) | 100.0 | 100.0 | 100.0 | 100.0 | 100.0 | 100.0 | 100.0 | 100.0 |
| 1/2" (12.5mm) | 100.0 | 100.0 | 100.0 | 100.0 | 100.0 | 100.0 | 100.0 | 100.0 |
| 3/8" (9.5mm) | 80.0 | 97.0 | 100.0 | 100.0 | 100.0 | 100.0 | 100.0 | 100.0 |
| No.4 (4.75mm) | 22.0 | 32.0 | 100.0 | 96.0 | 100.0 | 100.0 | 98.0 | 91.8 |
| No.8 (2.36mm) | 6.0 | 10.0 | 100.0 | 69.0 | 85.0 | 100.0 | 77.0 | 48.8 |
| No.16 (1.18mm) | 2.0 | 7.0 | 100.0 | 40.0 | 63.0 | 100.0 | 55.0 | 29.2 |
| No.30 (600µm) | 2.0 | 6.0 | 100.0 | 25.0 | 33.0 | 100.0 | 40.0 | 19.4 |
| No.50 (300µm) | 2.0 | 6.0 | 100.0 | 15.0 | 15.0 | 100.0 | 26.0 | 13.3 |
| No.100 (150µm) | 2.0 | 5.0 | 100.0 | 10.0 | 7.0 | 95.0 | 17.0 | 9.3 |
| No.200 (75µm) | 1.8 | 4.5 | 100.0 | 6.3 | 2.1 | 90.0 | 12.6 | 6.8 |
| | | | | | | | | 5.2 |

| Mixture Composition Specification | FORMULA | FORMULA RANGE | |
|-----------------------------------|---------|---------------|-----|
| | | Min | Max |
| | 100 | | |
| 100 | 100 | | |
| 90-100 | 92 | | |
| 28-65 | 49 | 44 | 54 |
| 28-40 | 29 | 24 | 34 |
| 10-32 | 19 | | |
| | 13 | 9 | 17 |
| 4-15 | 9 | | |
| 3-10 | 7 | | |
| 4-6 | 5.2 | 4 | 7 |

| | | | | | | | | | |
|----------------|----------------|-------|-------|-------|-------|-------|-------|-------|---------------|
| Bulk Sp Gr | 2.676 | 2.644 | 1.000 | 2.691 | 2.641 | 2.900 | 2.660 | 2.664 | |
| Apparent Sp Gr | 2.711 | 2.792 | 1.000 | 2.796 | 2.758 | 2.987 | 2.733 | 2.766 | |
| Absorption, % | 0.80 | 2.00 | 1.00 | 1.40 | 1.60 | 1.00 | 1.00 | 0.88 | Dust/AC Ratio |
| | SP GR AC 1.032 | | | | | | | | 1.00 |

SUMMARY OF SUPERPAVE GYRATORY DESIGN DATA

BITUMINOUS MIXTURE AGED 1 HOURS @ 305

AMOUNT OF AGED RAP AC 0.58

10

VIRGIN AC 4.5

| DATA for N-int. 8 | | AC, %MIX | (Gmb) | (Gmm) | (Pa) | VMA | VFA | Vbe | Pbe | Pba |
|-------------------|-----|----------|-------|-------|------|------|-------|------|------|-----|
| MIX 1 | 4.5 | 2.123 | 2.521 | 15.8 | 23.9 | 33.9 | 8.11 | 3.94 | 0.58 | |
| MIX 2 | 5.0 | 2.141 | 2.505 | 14.5 | 23.7 | 38.5 | 9.12 | 4.40 | 0.63 | |
| MIX 3 | 5.5 | 2.144 | 2.486 | 13.7 | 24.0 | 42.6 | 10.21 | 4.91 | 0.62 | |
| MIX 4 | 6.0 | 2.145 | 2.463 | 12.9 | 24.3 | 46.8 | 11.40 | 5.48 | 0.55 | |

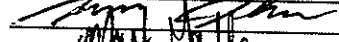

| DATA for N-des. 90 | | (Gmb) | (Gmm) | (Pa) | VMA | VFA | Vbe | Pbe | Gse | Pba |
|--------------------|-----|-------|-------|------|------|------|-------|------|-------|------|
| MIX 1 | 4.5 | 2.372 | 2.521 | 5.9 | 15.0 | 60.7 | 9.07 | 3.94 | 2.705 | 0.58 |
| MIX 2 | 5.0 | 2.393 | 2.505 | 4.5 | 14.7 | 69.5 | 10.20 | 4.40 | 2.709 | 0.63 |
| MIX 3 | 5.5 | 2.401 | 2.486 | 3.4 | 14.8 | 77.0 | 11.43 | 4.91 | 2.708 | 0.62 |
| MIX 4 | 6.0 | 2.407 | 2.463 | 2.3 | 15.1 | 84.8 | 12.79 | 5.48 | 2.703 | 0.55 |

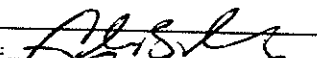

| TSR Information | |
|--------------------|-------|
| Conditioned | 107.6 |
| Unconditioned | 112.4 |
| TSR | 0.96 |
| CA Strip Rating | 1 |
| FA Strip Rating | 1 |
| Additive Prod # | |
| Additive Matl Code | |
| Additive % | |

| NUMBER OF GYRATIONS | %AC | Gmb | Gmm | %VOIDS (Pa) Target | VMA | VFA | Gse | Gsb | TSR |
|---------------------|-----|-------|-------|--------------------|------|------|-------|-------|------|
| 90 | 5.2 | 2.397 | 2.497 | 4.0 | 14.7 | 72.9 | 2.708 | 2.664 | 0.96 |

OPTIMUM DESIGN DATA @Ndes: →

REMARKS LINE 1
 REMARKS LINE 2

Tested by: 
 Reviewed by: 

Verified by: 
 Final Approval: 

IDOT Lab Verification No.: OGD09002

Producer Number & Name --> 5504-01 Ogden Materials Chicago -- Plant Location
 Material Code Number --> 19536R HMA N90 F REC SURF

| Plant Bin # | #5 | #4 | #3 | #2 | #1 | MF | RAP | ASPHALT |
|------------------|-----------|----------|-----|----------|-----------|----------|---------------|---------|
| Size | 032CM13 | 032CM16 | | 038FM20 | 027FM02 | 004MF01 | 017CM13 | 10129 |
| Source (PROD #) | 52402-25 | 50312-78 | | 50312-78 | 51110-07 | 50312-04 | 5504-01 | 1757-05 |
| (NAME) | Michels | Vulcan | | Vulcan | Meyer | M.S. | Ogden | Seneca |
| (LOC) | Quartzite | McCook | | McCook | Algonquin | Thornton | Chicago | Lemont |
| (ADD. INFO) | | | | | | | AC In RAP --> | 5.2 |
| Aggregate Blend: | 33.0 | 31.0 | 0.0 | 17.0 | 8.0 | 1.0 | 10.0 | 100.0 |

8#BIT

19536R HMA N90 F REC SURF

Lab Preparing Design: IL
 Designing Lab Mix#: OGD09002
 Designing Lab Name: S.T.A.T.E.

| Agg No. Sieve Size | #5 | #4 | #3 | #2 | #1 | MF | RAP | Aggregate Blend |
|--------------------|-------|-------|-------|-------|-------|-------|-------|-----------------|
| 1" (25.0mm) | 100.0 | 100.0 | 100.0 | 100.0 | 100.0 | 100.0 | 100.0 | 100.0 |
| 3/4" (19.0mm) | 100.0 | 100.0 | 100.0 | 100.0 | 100.0 | 100.0 | 100.0 | 100.0 |
| 1/2" (12.5mm) | 100.0 | 100.0 | 100.0 | 100.0 | 100.0 | 100.0 | 100.0 | 100.0 |
| 3/8" (9.5mm) | 80.0 | 97.0 | 100.0 | 100.0 | 100.0 | 100.0 | 98.0 | 92.3 |
| No.4 (4.75mm) | 22.0 | 32.0 | 100.0 | 97.0 | 100.0 | 100.0 | 72.0 | 49.9 |
| No.8 (2.36mm) | 4.0 | 9.3 | 100.0 | 69.0 | 85.0 | 100.0 | 50.0 | 28.7 |
| No.16 (1.18mm) | 2.0 | 6.5 | 100.0 | 40.4 | 75.5 | 100.0 | 38.0 | 20.4 |
| No.30 (600µm) | 2.0 | 5.8 | 100.0 | 25.0 | 51.0 | 100.0 | 30.0 | 14.8 |
| No.60 (300µm) | 2.0 | 5.4 | 100.0 | 14.7 | 23.4 | 100.0 | 21.0 | 9.8 |
| No.100 (150µm) | 2.0 | 5.2 | 100.0 | 9.0 | 5.3 | 95.0 | 13.0 | 6.5 |
| No.200 (75µm) | 1.0 | 4.8 | 100.0 | 6.6 | 2.0 | 90.0 | 8.6 | 4.9 |

| Mixture Composition Specification | FORMULA | FORMULA RANGE | |
|-----------------------------------|---------|---------------|-----|
| | | Min | Max |
| | 100 | | |
| 100 | 100 | | |
| 90-100 | 92 | | |
| 28-65 | 50 | 45 | 55 |
| 28-40 | 29 | 24 | 34 |
| 10-32 | 20 | | |
| | 15 | 11 | 19 |
| 4-15 | 10 | | |
| 3-10 | 6 | | |
| 4-6 | 4.9 | 3 | 6 |

| | | | | | | | | | |
|----------------|----------------|-------|-------|-------|-------|-------|-------|---------------|------|
| Bulk Sp Gr | 2.675 | 2.644 | 1.000 | 2.691 | 2.617 | 2.900 | 2.660 | 2.644 | |
| Apparent Sp Gr | 2.711 | 2.792 | 1.000 | 2.796 | 2.724 | 2.987 | 2.733 | 2.756 | |
| Absorption, % | 0.50 | 2.00 | 1.00 | 1.40 | 1.50 | 1.00 | 1.00 | 0.91 | |
| | SP GR AC 1.832 | | | | | | | Dust/AC Ratio | 0.94 |

SUMMARY OF SUPERPAVE GYRATORY DESIGN DATA

BITUMINOUS MIXTURE AGED: 1 HOURS @ 305

AMOUNT OF AGED RAP AC: 0.52

VIRGIN AC: 4.7

| DATA for N-int. | 8 | AC, %MIX | (Gmb) | (Gmm) | (Pa) | VMA | VFA | Vbe | Pbe | Pba |
|-----------------|-----|----------|-------|-------|------|------|-------|------|------|-----|
| MIX 1 | 4.5 | 2.127 | 2.526 | 15.8 | 23.8 | 33.4 | 7.95 | 3.86 | 0.67 | |
| MIX 2 | 5.0 | 2.139 | 2.506 | 14.6 | 23.7 | 38.3 | 9.08 | 4.38 | 0.65 | |
| MIX 3 | 5.5 | 2.146 | 2.489 | 13.8 | 23.9 | 42.3 | 10.10 | 4.86 | 0.68 | |
| MIX 4 | 6.0 | 2.154 | 2.472 | 12.9 | 24.0 | 46.4 | 11.14 | 5.34 | 0.71 | |

| DATA for N-des. | 90 | (Gmb) | (Gmm) | (Pa) | VMA | VFA | Vbe | Pbe | Gse | Pba |
|-----------------|-----|-------|-------|------|------|------|-------|------|-------|------|
| MIX 1 | 4.5 | 2.378 | 2.526 | 5.9 | 14.7 | 60.1 | 8.89 | 3.86 | 2.711 | 0.67 |
| MIX 2 | 5.0 | 2.395 | 2.506 | 4.4 | 14.6 | 69.7 | 10.17 | 4.38 | 2.718 | 0.65 |
| MIX 3 | 5.5 | 2.407 | 2.489 | 3.3 | 14.6 | 77.6 | 11.34 | 4.86 | 2.712 | 0.68 |
| MIX 4 | 6.0 | 2.416 | 2.472 | 2.3 | 14.8 | 84.7 | 12.49 | 5.34 | 2.714 | 0.71 |

| TSR Information | |
|--------------------|-------|
| Conditioned | 142.3 |
| Unconditioned | 143.2 |
| TSR | 0.98 |
| CA Strip Rating | 1 |
| FA Strip Rating | 1 |
| Additive Prod # | |
| Additive Matl Code | |
| Additive % | |

| OPTIMUM DESIGN DATA @Ndes: --> | NUMBER OF GYRATIONS | %AC | Gmb | Gmm | %VOIDS (Pa) Target | VMA | VFA | Gse | Gsb | TSR |
|--------------------------------|---------------------|-----|-------|-------|--------------------|------|------|-------|-------|------|
| | 90 | 5.2 | 2.400 | 2.500 | 4.0 | 14.6 | 72.6 | 2.711 | 2.664 | 0.98 |

REMARKS LINE 1
 REMARKS LINE 2

Tested by: [Signature]
 Reviewed by: [Signature]

Verified by: [Signature]
 Final Approval: [Signature]

Tag says "Quartzite"

Ver. 6.0-01.01.09

DATE: June 23 2009

IDOT Lab Verification No.: → ARM09009

Producer Number & Name → 127-06 Arrow Road
 Material Code Number → 19536R HMA N90 F REC SURF ← Plant Location
 Mt. Prospect

| Plant Bin # | #5 | #4 | #3 | #2 | #1 | MF | RAP | ASPHALT |
|------------------|-----------|----------|-----|----------|-----------|----------|--------------|---------|
| Size | 032CM13 | 032CM16 | | 038FM20 | 027FM02 | 004MF01 | 017CM16 | 10129 |
| Source (PROD #) | 52402-25 | 50312-78 | | 50312-78 | 51110-07 | 50312-04 | 127-06 | 1757-05 |
| (NAME) | Michels | Vulcan | | Vulcan | Meyer | M.S. | Arrow Road | Seneca |
| (LOC) | Wisconsin | McCook | | McCook | Algonquin | Thornton | Mt. Prospect | Lemont |
| (ADD. INFO) | | | | | | | | |
| Aggregate Blend: | | | | | | | AC in RAP → | 5.3 |
| | 35.0 | 32.0 | 0.0 | 14.0 | 8.0 | 1.0 | 10.0 | 100.0 |

8#BIT

19536R HMA N90 F REC SURF

Lab Preparing Design
 Designing Lab Mix#
 Designing Lab Name

IL
 ARM09009
 S.T.A.T.E.

| Agg No. Sieve Size | #5 | #4 | #3 | #2 | #1 | MF | RAP | Aggregate Blend |
|--------------------|-------|-------|-------|-------|-------|-------|-------|-----------------|
| 1" (25.0mm) | 100.0 | 100.0 | 100.0 | 100.0 | 100.0 | 100.0 | 100.0 | 100.0 |
| 3/4" (19.0mm) | 100.0 | 100.0 | 100.0 | 100.0 | 100.0 | 100.0 | 100.0 | 100.0 |
| 1/2" (12.5mm) | 100.0 | 100.0 | 100.0 | 100.0 | 100.0 | 100.0 | 100.0 | 100.0 |
| 3/8" (9.5mm) | 80.0 | 97.0 | 100.0 | 100.0 | 100.0 | 100.0 | 100.0 | 100.0 |
| No.4 (4.75mm) | 22.0 | 32.0 | 100.0 | 98.8 | 100.0 | 100.0 | 99.8 | 92.0 |
| No.8 (2.36mm) | 4.0 | 8.7 | 100.0 | 85.0 | 85.0 | 100.0 | 75.6 | 48.3 |
| No.16 (1.18mm) | 2.0 | 5.9 | 100.0 | 53.3 | 76.5 | 100.0 | 54.7 | 29.4 |
| No.30 (600µm) | 2.0 | 5.2 | 100.0 | 34.0 | 51.0 | 100.0 | 40.2 | 21.2 |
| No.60 (300µm) | 2.0 | 4.9 | 100.0 | 18.0 | 23.0 | 100.0 | 29.9 | 15.2 |
| No.100 (150µm) | 2.0 | 4.5 | 100.0 | 8.8 | 5.3 | 95.0 | 19.7 | 9.6 |
| No.200 (75µm) | 1.0 | 4.5 | 100.0 | 5.6 | 2.1 | 90.0 | 12.3 | 6.0 |
| | | | | | | | 9.4 | 4.5 |

| Mixture Composition Specification | FORMULA | FORMULA RANGE | |
|-----------------------------------|---------|---------------|-----|
| | | Min | Max |
| | 100 | | |
| | 100 | | |
| 100 | 100 | | |
| 90-100 | 92 | | |
| 28-65 | 48 | 43 | 53 |
| 28-40 | 29 | 24 | 34 |
| 10-32 | 21 | | |
| | 15 | 11 | 19 |
| 4-15 | 10 | | |
| 3-10 | 6 | | |
| 4-6 | 4.6 | 3 | 6 |

| | | | | | | | | |
|----------------|--------------------|-------|-------|-------|-------|-------|-------|-------|
| Bulk Sp Gr | 2.675 | 2.644 | 1.000 | 2.682 | 2.617 | 2.900 | 2.660 | 2.662 |
| Apparent Sp Gr | 2.711 | 2.792 | 1.000 | 2.794 | 2.724 | 2.987 | 2.733 | 2.754 |
| Absorption, % | 0.50 | 2.00 | 1.00 | 1.50 | 1.50 | 1.00 | 1.00 | 0.90 |
| | SP GR AC 1.032 | | | | | | | |
| | Dust/AC Ratio 0.90 | | | | | | | |

SUMMARY OF SUPERPAVE GYRATORY DESIGN DATA

BITUMINOUS MIXTURE AGED 1 HOURS @ 305

AMOUNT OF AGED RAP AC 0.53

VIRGIN AC 4.6

| DATA for N-int. | 8 | AC, %MIX | (Gmb) | (Gmm) | (Pa) | VMA | VFA | Vbe | Pbe | Pba |
|-----------------|-----|----------|-------|-------|------|------|-------|------|------|-----|
| MIX 1 | 4.5 | 2.111 | 2.519 | 16.2 | 24.3 | 33.2 | 8.05 | 3.94 | 0.59 | |
| MIX 2 | 5.0 | 2.135 | 2.498 | 14.5 | 23.8 | 39.0 | 9.28 | 4.48 | 0.54 | |
| MIX 3 | 5.5 | 2.144 | 2.484 | 13.7 | 23.9 | 42.6 | 10.18 | 4.90 | 0.63 | |
| MIX 4 | 6.0 | 2.146 | 2.465 | 12.9 | 24.2 | 46.7 | 11.29 | 5.43 | 0.61 | |

| DATA for N-des. | 90 | (Gmb) | (Gmm) | (Pa) | VMA | VFA | Vbe | Pbe | Gse | Pba |
|-----------------|-----|-------|-------|------|------|------|-------|------|-------|------|
| MIX 1 | 4.5 | 2.368 | 2.519 | 6.0 | 15.0 | 60.0 | 9.04 | 3.94 | 2.703 | 0.59 |
| MIX 2 | 5.0 | 2.392 | 2.498 | 4.2 | 14.6 | 71.0 | 10.39 | 4.48 | 2.700 | 0.54 |
| MIX 3 | 5.5 | 2.408 | 2.484 | 3.1 | 14.5 | 78.8 | 11.43 | 4.90 | 2.706 | 0.63 |
| MIX 4 | 6.0 | 2.412 | 2.465 | 2.1 | 14.8 | 85.6 | 12.69 | 5.43 | 2.704 | 0.61 |

| TSR Information | |
|-------------------|-------|
| Conditioned | 106.4 |
| Unconditioned | 116.3 |
| TSR | 0.92 |
| CA Strip Rating | 1 |
| FA Strip Rating | 1 |
| Additive Prod # | |
| Additive Mat Code | |
| Additive % | |

| OPTIMUM DESIGN DATA @Ndes: → | NUMBER OF GYRATIONS | %AC | Gmb | Gmm | %VOIDS (Pa) Target | VMA | VFA | Gse | Gsb | TSR |
|------------------------------|---------------------|-----|-------|-------|--------------------|------|------|-------|-------|------|
| | 90 | 5.1 | 2.395 | 2.496 | 4.0 | 14.6 | 72.6 | 2.701 | 2.662 | 0.92 |

REMARKS LINE 1
 REMARKS LINE 2

Tested by:
 Reviewed by:

Verified by:
 Final Approval:

F Mix Sampled 7/16/09
 PG 70-22 (SBS)

Ver. 6.0-01.01.09

DATE: 15-Jun-09

IDOT Lab Verification No.: 09SPVN80R



81BIT069B

19536R HMA N90 F REC SURF

Producer Number & Name → 2298-06 QUARRY MATERIALS HODGKINS, IL ← Plant Location
 Material Code Number → 19536R HMA N90 F REC SURF

| Plant Bin # | #5 | #4 | #3 | #2 | #1 | MF | RAP | ASPHALT | |
|------------------|-------------|----------|-----|----------|----------|----------|----------|---------|--|
| Size | 039CM13 | 032CM16 | | 038FM20 | 037FM02 | 004MF01 | 017CM13 | 10129 | |
| Source (PROD #) | 52103-27 | 50312-78 | | 50312-78 | 50970-02 | 2298-06 | 2298-06 | 1767-05 | |
| (NAME) | Heritage | Vulcan | | Vulcan | Thelen | Quarry | Quarry | Seneca | |
| (LOC) | Gary | McCook | | McCook | Antioch | Hodgkins | Hodgkins | Lemont | |
| (ADD. INFO) | | | | 981 | | | | | |
| Aggregate Blend: | AC in RAP → | | | | | | | 4.0 | |
| | 35.7 | 26.0 | 0.0 | 19.5 | 7.8 | 1.0 | 10.0 | 100.0 | |

Lab Preparing Design: PP
 Designing Lab Mix#: 09SPVN80R
 Designing Lab Name: CBT

| Agg No. Sieve Size | #1 | #2 | #3 | #4 | #5 | MF | RAP | Aggregate Blend |
|--------------------|-------|-------|-------|-------|-------|-------|-------|-----------------|
| 1" (25.0mm) | 100.0 | 100.0 | 100.0 | 100.0 | 100.0 | 100.0 | 100.0 | 100.0 |
| 3/4" (19.0mm) | 100.0 | 100.0 | 100.0 | 100.0 | 100.0 | 100.0 | 100.0 | 100.0 |
| 1/2" (12.5mm) | 100.0 | 100.0 | 100.0 | 100.0 | 100.0 | 100.0 | 100.0 | 100.0 |
| 3/8" (9.5mm) | 83.0 | 97.0 | 100.0 | 100.0 | 100.0 | 100.0 | 100.0 | 100.0 |
| No.4 (4.75mm) | 23.0 | 32.0 | 100.0 | 100.0 | 100.0 | 100.0 | 97.3 | 92.9 |
| No.8 (2.38mm) | 8.0 | 9.0 | 100.0 | 100.0 | 100.0 | 100.0 | 48.3 | 48.8 |
| No.16 (1.18mm) | 6.0 | 7.0 | 100.0 | 40.0 | 94.5 | 100.0 | 31.1 | 29.9 |
| No.30 (600µm) | 5.0 | 6.0 | 100.0 | 24.0 | 72.0 | 100.0 | 28.5 | 20.9 |
| No.60 (300µm) | 5.0 | 6.0 | 100.0 | 15.0 | 49.0 | 100.0 | 21.0 | 14.9 |
| No.100 (150µm) | 4.0 | 5.0 | 100.0 | 9.0 | 19.9 | 100.0 | 15.4 | 10.4 |
| No.200 (75µm) | 2.8 | 4.6 | 100.0 | 6.7 | 1.5 | 98.0 | 9.3 | 6.7 |
| | | | | | | 90.0 | 6.7 | 5.2 |
| Bulk Sp Gr | 3.365 | 2.644 | 1.000 | 2.691 | 2.619 | 2.900 | 2.660 | 2.676 |
| Apparent Sp Gr | 3.592 | 2.792 | 1.000 | 2.798 | 2.719 | 2.900 | 2.748 | 3.021 |
| Absorption, % | 1.80 | 2.00 | 1.00 | 1.40 | 1.40 | 1.00 | 1.20 | 1.62 |
| | | | | | | | | Dust/AC Ratio |
| | | | | | | | | 1.01 |
| | | | | | | | | SP GR AC: 1.031 |

| Mixture Composition Specification | FORMULA | FORMULA RANGE | |
|-----------------------------------|---------|---------------|-----|
| | | Min | Max |
| | 100 | | |
| | 100 | | |
| 100 | 100 | | |
| 90-100 | 93 | | |
| 28-66 | 49 | 44 | 54 |
| 28-40 | 30 | 26 | 35 |
| 10-32 | 21 | | |
| | 15 | | |
| 4-15 | 10 | 6 | 14 |
| 3-10 | 7 | | |
| 4-6 | 5.2 | 3.7 | 6.7 |

SUMMARY OF SUPERPAVE GYRATORY DESIGN DATA

BITUMINOUS MIXTURE AGED 2 HOURS @ 305

AMOUNT OF AGED RAP AC 0.4

VIRGIN AC 4.7

| DATA for N-int. 8 | AC, %MIX | (Gmb) | (Gmm) | (Pa) | VMA | VFA | Vbe | Pbe | Pba |
|-------------------|----------|-------|-------|------|------|-------|-------|------|------|
| MIX 1 | 4.5 | 2.728 | 2.727 | 0.0 | 9.4 | 100.1 | 9.44 | 3.57 | 0.98 |
| MIX 2 | 5.0 | 2.338 | 2.705 | 13.6 | 22.8 | 40.4 | 9.20 | 4.06 | 0.99 |
| MIX 3 | 5.5 | 2.339 | 2.682 | 12.8 | 23.1 | 44.7 | 10.34 | 4.56 | 1.00 |
| MIX 4 | 6.0 | 2.351 | 2.659 | 11.6 | 23.1 | 50.0 | 11.58 | 5.08 | 0.98 |

| DATA for N-des. 90 | (Gmb) | (Gmm) | (Pa) | VMA | VFA | Vbe | Pbe | Gse | Pba |
|--------------------|-------|-------|-------|-----|------|------|-------|------|-------|
| MIX 1 | 4.5 | 2.568 | 2.727 | 5.8 | 14.7 | 60.4 | 8.89 | 3.57 | 2.958 |
| MIX 2 | 5.0 | 2.588 | 2.705 | 4.3 | 14.5 | 70.2 | 10.18 | 4.06 | 2.958 |
| MIX 3 | 5.5 | 2.603 | 2.682 | 2.9 | 14.5 | 79.6 | 11.51 | 4.56 | 2.958 |
| MIX 4 | 6.0 | 2.617 | 2.659 | 1.6 | 14.5 | 89.0 | 12.88 | 5.08 | 2.957 |

| TSR Information | |
|-------------------|-------|
| Conditioned | 132.1 |
| Unconditioned | 133.6 |
| TSR | 0.99 |
| CA Strip Rating | 1 |
| FA Strip Rating | 1 |
| Additive Prod # | |
| Additive Mat Code | |
| Additive % | |

| OPTIMUM DESIGN DATA @ Ndes: → | NUMBER OF GYRATIONS | %AC | Gmb | Gmm | %VOIDS (Pa) Target | VMA | VFA | Gse | Gsb | TSR |
|-------------------------------|---------------------|------|-------|-------|--------------------|------|------|-------|-------|------|
| | 90 | 5.12 | 2.692 | 2.700 | 4.0 | 14.5 | 72.4 | 2.958 | 2.876 | 0.99 |
| REMARKS LINE 1 | | | | | | | | | | |
| REMARKS LINE 2 | | | | | | | | | | |

Tested by:

Reviewed by: *M. J. [Signature]*

Verified by:

Final Approval:



ASSIGNMENT INFORMATION /FOR DTY03305 & DTY03000

Inspector # : 910000000 Date 071609 Seq #: 007
 Bit Mix Plant: 2298-06 Mix Code: 19536R Quantity: 2870.6
 Resp Loc: 91 Lab: PP Dist Mix #: 81BIT069B
 Type Insp: PRO Lab Name: CBT
 Mix Name: HMA N90 F REC SURF

Quarry Materials: A wholly owned subsidiary of CBT

| Contract / Section No. | Job No. | Quantity |
|------------------------|----------|----------|
| 60A85 | C9111706 | 2870.6 |
| | | |
| | | |

/FOR DTY03309

Sub Lot: Type: Washed: Lot:
 PERCENTS: RAP BIN5 BIN4 BIN3 BIN2 BIN1 MF NEW AC%
 MIX% 10.0 85.3 4.7
 AGG% 10.1 89.9
 AC% in RAP 4.0
 Remarks: _____

Sub Lot: Type: Washed: Lot:
 PERCENTS: RAP BIN5 BIN4 BIN3 BIN2 BIN1 MF NEW AC%
 MIX% 10.0 85.3 4.7
 AGG% 10.1 89.9
 AC% in RAP 4.0
 Remarks: _____

| Producer | Material | % |
|----------|----------|-----------|
| Asphalt | 1757-05 | 10129 4.7 |
| Additive | 4429-01 | 43469 0.4 |

| | Sub Lot: <input type="text" value="1"/> | | Sub Lot: <input type="text" value="2"/> | |
|------|---|------|---|------|
| | % PASS | AJMF | % PASS | AJMF |
| 1.5 | 100 | 100 | 100 | 100 |
| 1 | 100 | 100 | 100 | 100 |
| 3/4 | 100 | 100 | 100 | 100 |
| 1/2 | 100 | 100 | 100 | 100 |
| 3/8 | 92 | 92 | 92 | 92 |
| #4 | 42 | 46 | 41 | 46 |
| #8 | 24 | 29 | 24 | 29 |
| #16 | 16 | 20 | 16 | 20 |
| #30 | 11 | 14 | 12 | 14 |
| #50 | 8 | 9 | 8 | 9 |
| #100 | 5 | 6 | 5 | 6 |
| #200 | 3.2 | 3.7 | 3.0 | 3.7 |
| AC | 5.1 | 5.1 | 5.1 | 5.1 |

Sub Lot:
 Type:
 Wash:

Sub Lot:
 Type:
 Wash:

| | Corr. % PASS | AJMF | | Corr. % PASS | AJMF |
|----------------------------------|--------------|------|------|--------------|------|
| /FOR DTY03000 / TRANS 308 | | | | | |
| | | | | 100 | 100 |
| 3/4 | 100 | 100 | 3/4 | 100 | 100 |
| 1/2 | 100 | 100 | 1/2 | 100 | 100 |
| 3/8 | 91 | 93 | 3/8 | 94 | 93 |
| #4 | 44 | 48 | #4 | 47 | 48 |
| #8 | 27 | 30 | #8 | 29 | 30 |
| #16 | 19 | 21 | #16 | 20 | 21 |
| #30 | 13 | 15 | #30 | 15 | 15 |
| #50 | 10 | 10 | #50 | 11 | 10 |
| #100 | 7 | 7 | #100 | 7 | 7 |
| #200 | 0.40 | 4.6 | #200 | 0.4 | 5.0 |
| AC | 0.81 | 5.1 | AC | 0.76 | 5.3 |

Remarks: SPLIT: PFP LOT 1 SUBLLOT 4
 Remarks: SPLIT: PFP LOT 1 SUBLLOT 5

Sub Lot:
 Type:
 AC%:
 Target AC:

Remarks: _____
 Remarks: _____

Sub Lot: Gsb:

Gyratory Results:

| Nd | Gmb | Gmm | Voids | FVMA |
|----|-------|-------|-------|------|
| 90 | 2.585 | 2.708 | 4.6 | 14.7 |

COPIES:
 District Office
 Inspector
 QUARRY MATERIALS
 RE:
 Reggie Miller

Sub Lot: Gsb:

Gyratory Results:

| Nd | Gmb | Gmm | Voids | FVMA |
|----|-------|-------|-------|------|
| 90 | 2.607 | 2.693 | 3.2 | 14.1 |

QC Manager:

Tested By:

Phone:

Fax:

sampled 7/20/09 from K-Five
 P61 76-22 (SBS)
 w/Fibers

Ver. 6.0-01.01.09

DATE: 06/26/09

IDOT Lab Verification No.:

Supplier Number & Name → 716-07 Gallagher Asphalt Thornton, IL ← Plant Location
 Material Code Number → 18436 POLY HMA SMA SCS N80 12.5

| Plant Bin # | #5 | #4 | #3 | #2 | #1 | MF | RAP | ASPHALT |
|------------------|-----|-----|-----------|----------|----------|----------|-------------|-------------|
| Size | | | 039CM11 | 039CM13 | 038FM20 | 004MF01 | | 10131 |
| Source (PROD #) | | | 52103-23 | 52103-27 | 53012-04 | 50312-04 | | 6019-05 |
| (NAME) | | | Heritage | Heritage | Hanson | Hanson | | Conoco |
| (LOC) | | | E.Chicago | Gary | Thornton | Thornton | | Forest View |
| (ADD. INFO) | | | | | | | | |
| Aggregate Blend: | | | | | | | AC in RAP → | 0.0 |
| | 0.0 | 0.0 | 27.0 | 57.0 | 9.0 | 7.0 | 0.0 | 100.0 |

81BIT#

18436 POLY HMA SMA SCS N80 12.5

Lab Preparing Design
 Designing Lab Mix#
 Designing Lab Name

IL
 BIT0657
 Chicago Testing Lab., Inc.

| Agg No. Sieve Size | #1 | #2 | #3 | #4 | #5 | MF | RAP | Aggregate Blend |
|--------------------|-------|-------|-------|-------|-------|-------|-------|-----------------|
| 1" (25.0mm) | 100.0 | 100.0 | 100.0 | 100.0 | 100.0 | 100.0 | 100.0 | 100.0 |
| 3/4" (19.0mm) | 100.0 | 100.0 | 100.0 | 100.0 | 100.0 | 100.0 | 100.0 | 100.0 |
| 1/2" (12.5mm) | 100.0 | 100.0 | 32.0 | 100.0 | 100.0 | 100.0 | 100.0 | 81.6 |
| 3/8" (9.5mm) | 100.0 | 100.0 | 10.0 | 80.0 | 100.0 | 100.0 | 100.0 | 64.3 |
| No.4 (4.75mm) | 100.0 | 100.0 | 5.0 | 23.0 | 100.0 | 100.0 | 100.0 | 30.5 |
| No.8 (2.36mm) | 100.0 | 100.0 | 4.0 | 5.0 | 81.0 | 100.0 | 100.0 | 18.2 |
| No.16 (1.18mm) | 100.0 | 100.0 | 4.0 | 4.0 | 49.0 | 100.0 | 100.0 | 14.8 |
| No.30 (600µm) | 100.0 | 100.0 | 3.0 | 4.0 | 31.0 | 100.0 | 100.0 | 12.9 |
| No.50 (300µm) | 100.0 | 100.0 | 3.0 | 3.0 | 17.0 | 100.0 | 100.0 | 11.1 |
| No.100 (150µm) | 100.0 | 100.0 | 3.0 | 3.0 | 10.0 | 95.0 | 100.0 | 10.1 |
| No.200 (75µm) | 100.0 | 100.0 | 2.6 | 2.2 | 5.6 | 90.0 | 100.0 | 8.8 |

| Mixture Composition Specification | FORMULA | FORMULA RANGE | |
|-----------------------------------|---------|---------------|------|
| | | Min | Max |
| 100 | 100 | | |
| 82-100 | 100 | | |
| 65 max | 82 | | |
| 20-30 | 64 | 25 | 35 |
| 16-24 | 30 | 13 | 23 |
| | 18 | | |
| | 15 | | |
| 12-16 | 13 | | |
| 10-15 | 11 | 7 | 15 |
| | 10 | | |
| 8-10 | 8.8 | 7.3 | 10.3 |

| | | | | | | | | |
|----------------|-------|-------|-------|-------|-------|-------|----------------|---------------|
| Bulk Sp Gr | 1.000 | 1.000 | 3.365 | 3.347 | 2.682 | 2.900 | 1.000 | 3.244 |
| Apparent Sp Gr | 1.000 | 1.000 | 3.569 | 3.549 | 2.779 | 2.900 | 1.000 | 3.415 |
| Absorption, % | 1.00 | 1.00 | 1.70 | 1.70 | 1.30 | 1.00 | 1.00 | 1.58 |
| | | | | | | | SP GR AC 1.031 | #VALUE! |
| | | | | | | | | Dust/AC Ratio |

SUMMARY OF SUPERPAVE GYRATORY DESIGN DATA

BITUMINOUS MIXTURE AGED HOURS @

AMOUNT OF AGED RAP AC
 VIRGIN AC #VALUE!

| DATA for N-Int. | | 7 | | | | | | | | |
|-----------------|----------|-------|-------|------|------|------|-------|---------|---------|--|
| | AC, %MIX | (Gmb) | (Gmm) | (Pa) | VMA | VFA | Vbe | Pbe | Pba | |
| MIX 1 | 5.5 | 0.000 | 0.000 | 0.0 | 0.0 | 0.0 | 0.00 | #DIV/0! | #DIV/0! | |
| MIX 2 | 6.0 | 2.568 | 2.950 | 13.0 | 25.6 | 49.3 | 12.63 | 5.07 | 0.99 | |
| MIX 3 | 6.5 | 0.000 | 0.000 | 0.0 | 0.0 | 0.0 | 0.00 | #DIV/0! | #DIV/0! | |
| MIX 4 | 7.0 | 0.000 | 0.000 | 0.0 | 0.0 | 0.0 | 0.00 | #DIV/0! | #DIV/0! | |

| DATA for N-des. | | 80 | | | | | | | | |
|-----------------|----------|-------|-------|------|------|------|-------|---------|-------|---------|
| | AC, %MIX | (Gmb) | (Gmm) | (Pa) | VMA | VFA | Vbe | Pbe | Gse | Pba |
| MIX 1 | 5.5 | 0.000 | 0.000 | 0.0 | 0.0 | 0.0 | 0.00 | #DIV/0! | 0.000 | #DIV/0! |
| MIX 2 | 6.0 | 2.870 | 2.950 | 2.7 | 16.9 | 83.8 | 14.12 | 5.07 | 3.348 | 0.99 |
| MIX 3 | 6.5 | 0.000 | 0.000 | 0.0 | 0.0 | 0.0 | 0.00 | #DIV/0! | 0.000 | #DIV/0! |
| MIX 4 | 7.0 | 0.000 | 0.000 | 0.0 | 0.0 | 0.0 | 0.00 | #DIV/0! | 0.000 | #DIV/0! |

| TSR Information | |
|--------------------|--|
| Conditioned | |
| Unconditioned | |
| TSR | |
| CA Strip Rating | |
| FA Strip Rating | |
| Additive Prod # | |
| Additive Matl Code | |
| Additive % | |

| OPTIMUM DESIGN DATA @Ndes: → | NUMBER OF GYRATIONS | %AC | Gmb | Gmm | %VOIDS (Pa) Target | VMA | VFA | Gse | Gsb | TSR |
|------------------------------|---|---------|---------|---------|----------------------------------|---------|---------|---------|---------|------|
| | <input type="text" value="80"/> | #VALUE! | #VALUE! | #VALUE! | <input type="text" value="3.5"/> | #VALUE! | #VALUE! | #VALUE! | #VALUE! | #N/A |
| REMARKS LINE 1 | Fibers added 0.4% Drain down @350 deg F= 0.0% | | | | | | | | | |
| REMARKS LINE 2 | Drain down @378 deg F=0.0% | | | | | | | | | |

Tested by: _____
 Reviewed by: _____

Verified by: _____
 Final Approval: _____



ASSIGNMENT INFORMATION

/FOR DTY03305 & DTY03000

Inspector #: 910000000 Date: 072009 Seq #: 007
 Bit Mix Plant: 4-21 Mix Code: 18436 Quantity: 1284.3
 Resp Loc: 91 Lab: PP Dist Mix #: 81BIT118G
 Type Insp: PRO Lab Name: K-FIVE, CHICAGO
 Mix Name: POLY HMA SMA SCS N80 12.5

| Contract / Section No. | Job No. | Quantity |
|------------------------|-------------|----------|
| 60C08 | C-91-114-07 | 1284.3 |
| | | |
| | | |

/FOR DTY03309

Sub Lot: Type: Washed: Lot:

| PERCENTS: | RAP | BIN5 | BIN4 | BIN3 | BIN2 | BIN1 | MF | NEW AC% |
|------------|-----|------|------|------|------|------|-----|---------|
| MIX% | | | | | 87.8 | | 6.0 | 6.2 |
| AGG% | | | | | 93.6 | | 6.4 | |
| AC% in RAP | | | | | | | | |

Remarks: _____

| Producer | Material | % | |
|----------|----------|-------|-----|
| Asphalt | 1757-05 | 10131 | 6.2 |
| Additive | 5218-01 | 43446 | 0.5 |

Sub Lot: Type: Washed: Lot:

| PERCENTS: | RAP | BIN5 | BIN4 | BIN3 | BIN2 | BIN1 | MF | NEW AC% |
|------------|-----|------|------|------|------|------|-----|---------|
| MIX% | | | | 25.8 | 53.5 | 8.5 | 6.0 | 6.2 |
| AGG% | | | | 27.5 | 57.1 | 9.1 | 6.4 | |
| AC% in RAP | | | | | | | | |

Remarks: _____

| | Sub Lot: <input type="text" value="1"/> | | Sub Lot: <input type="text" value="2"/> | | |
|------|---|------|---|------|-----|
| | % PASS | AJMF | % PASS | AJMF | |
| 1.5 | 100 | 100 | 1.5 | 100 | 100 |
| 1 | 100 | 100 | 1 | 100 | 100 |
| 3/4 | 100 | 100 | 3/4 | 100 | 100 |
| 1/2 | 79 | 82 | 1/2 | 82 | 82 |
| 3/8 | 63 | 64 | 3/8 | 67 | 64 |
| #4 | 26 | 30 | #4 | 29 | 30 |
| #8 | 16 | 18 | #8 | 18 | 18 |
| #16 | 13 | 15 | #16 | 14 | 15 |
| #30 | 12 | 13 | #30 | 12 | 13 |
| #50 | 11 | 11 | #50 | 11 | 11 |
| #100 | 10 | 10 | #100 | 10 | 10 |
| #200 | 8.6 | 7.8 | #200 | 8.4 | 7.8 |
| AC | 6.2 | 6.2 | AC | 6.2 | 6.2 |

/FOR DTY03000 / TRANS 308

Sub Lot: Type: Wash:

Sub Lot: Type: Wash:

| | Corr. | % PASS | AJMF |
|------|-------|--------|------|
| 1.5 | | 100 | 100 |
| 1 | | 100 | 100 |
| 3/4 | | 100 | 100 |
| 1/2 | | 83 | 82 |
| 3/8 | | 67 | 64 |
| #4 | | 26 | 30 |
| #8 | | 17 | 18 |
| #16 | | 13 | 15 |
| #30 | | 12 | 13 |
| #50 | | 11 | 11 |
| #100 | | 10 | 10 |
| #200 | 0.50 | 7.7 | 7.8 |
| AC | 0.63 | 6.1 | 6.2 |

| | Corr. | % PASS | AJMF |
|------|-------|--------|------|
| 1.5 | | 100 | 100 |
| 1 | | 100 | 100 |
| 3/4 | | 100 | 100 |
| 1/2 | | 81 | 82 |
| 3/8 | | 67 | 64 |
| #4 | | 27 | 30 |
| #8 | | 17 | 18 |
| #16 | | 14 | 15 |
| #30 | | 12 | 13 |
| #50 | | 11 | 11 |
| #100 | | 10 | 10 |
| #200 | 0.5 | 8.2 | 7.8 |
| AC | 0.58 | 6.1 | 6.2 |

Sub Lot: Type: AC%: Target AC:

Remarks: _____
 Remarks: _____

Sub Lot: Gsb:

| Nd | Gmb | Gmm | Voids | FVMA |
|----|-------|-------|-------|------|
| 80 | 2.816 | 2.942 | 4.3 | 18.9 |

COPIES:
 District Office
 Inspector
 K-FIVE CONST CORP.
 RE:
 MIKE MYSZKOWSKI

Sub Lot: Gsb:

| Nd | Gmb | Gmm | Voids | FVMA |
|----|-------|-------|-------|------|
| 80 | 2.836 | 2.945 | 3.7 | 18.4 |

Remarks: _____
 Remarks: _____

QC Manager:

Tested By:

Phone:

Fax:

APPENDIX B: WHEEL TRACK TESTING RESULTS

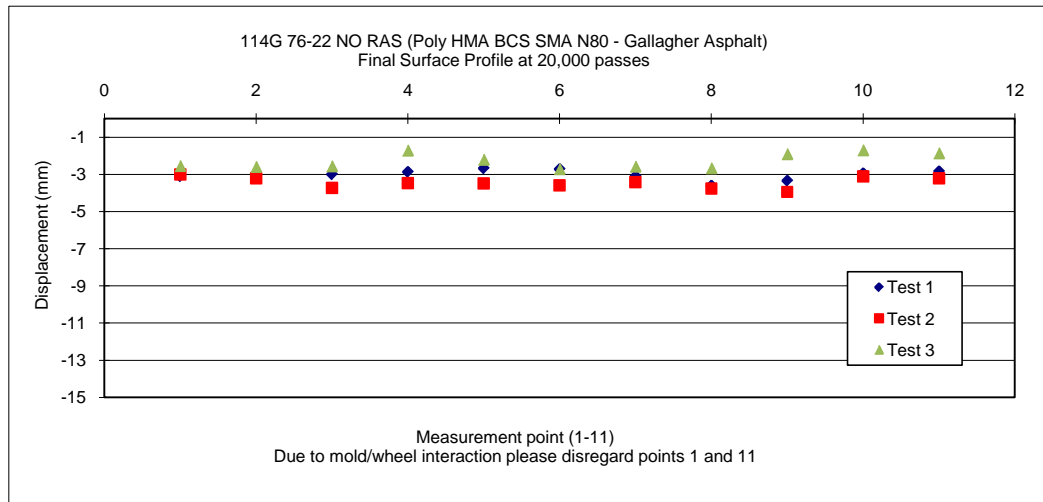
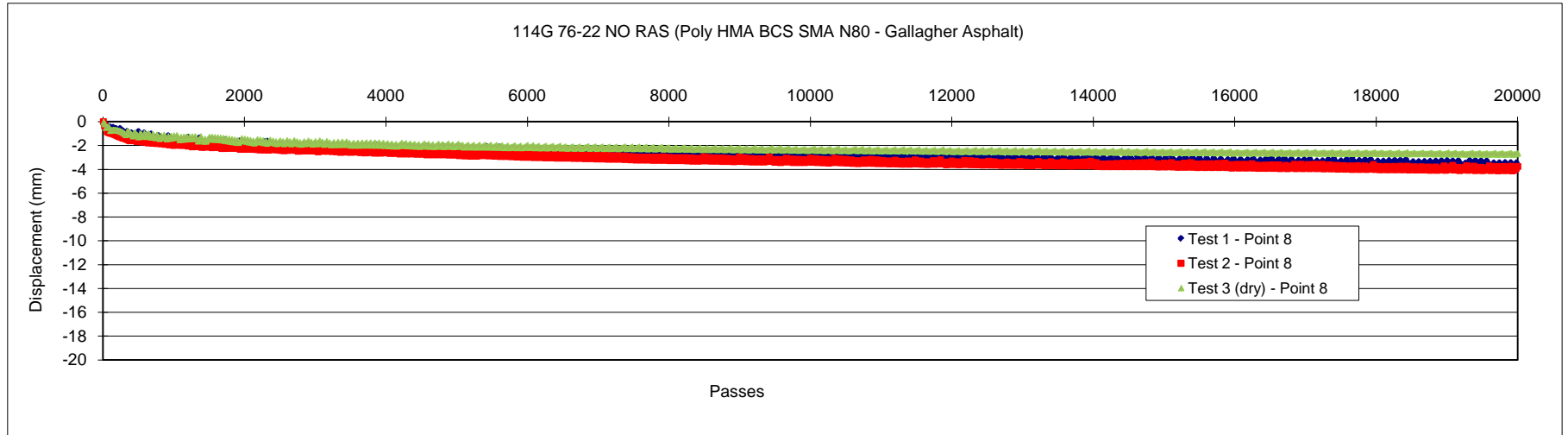
Mix ID: 114G 76-22 NO RAS (18435 - Poly HMA BCS SMA N80 - Gallagher Asphalt)

Test No. 1: 7.5% Voids / submerged in water at 50C / maximum displacement = 3.67 mm at point 8

Test No. 2: 6.9% Voids / submerged in water at 50C / maximum displacement = 4.11 mm at point 8

Test No. 3: 7.5% Voids / tested dry at 50C / maximum displacement = 2.74 mm at point 8

Comments: No secondary slope was observed.



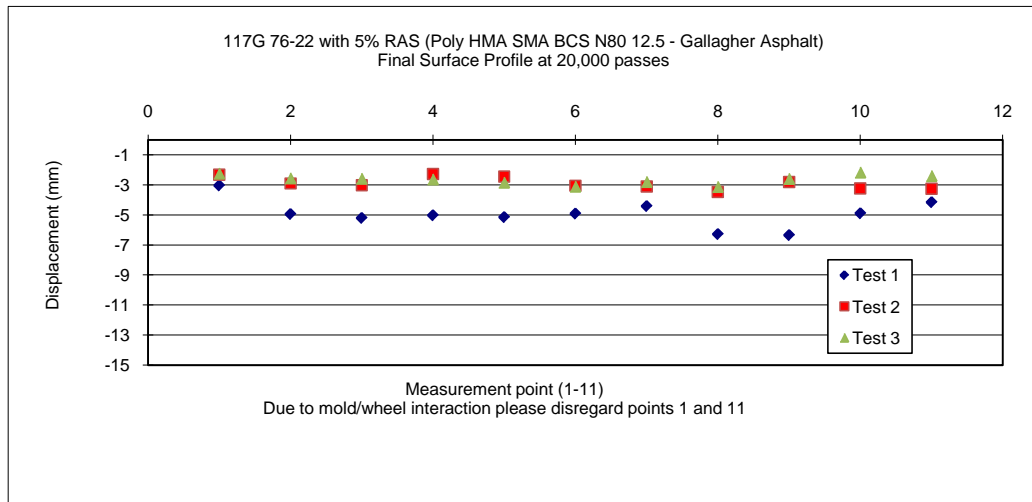
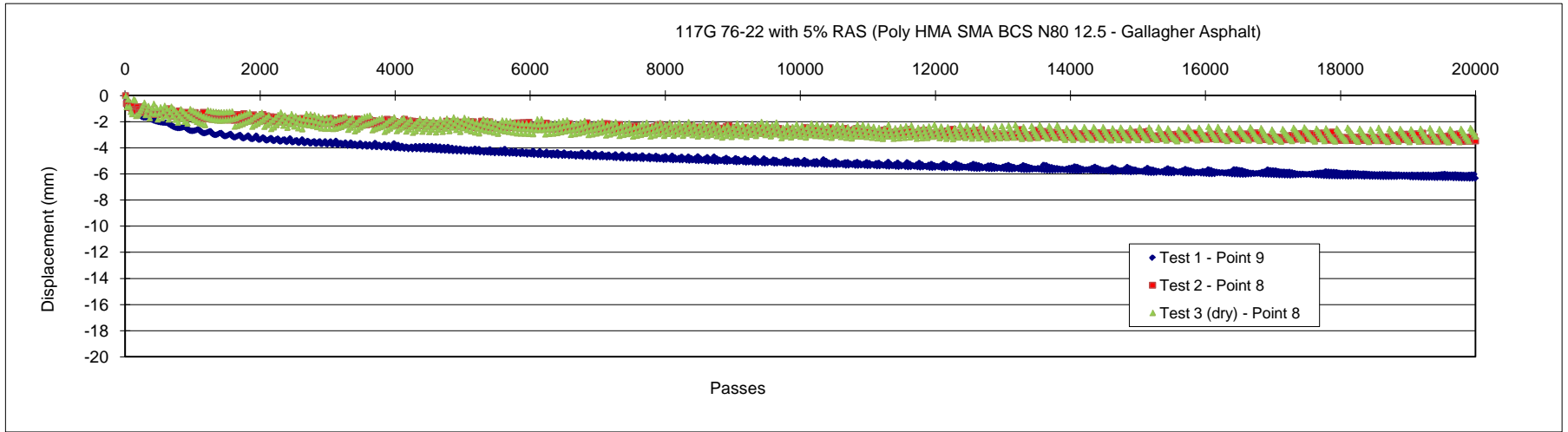
Mix ID: 117G 76-22 with 5% RAS (18435R - Poly HMA SMA BCS N80 12.5 - Gallagher Asphalt)

Test No. 1: 7.4% Voids / submerged in water at 50C / maximum displacement = 6.35 mm at point 9

Test No. 2: Voids (Unreadable on sample) / submerged in water at 50C / maximum displacement = 3.50 mm at point 8

Test No. 3: 7.1% Voids / tested dry at 50C / maximum displacement = 3.56 mm at point 8

Comments: No secondary slope was observed




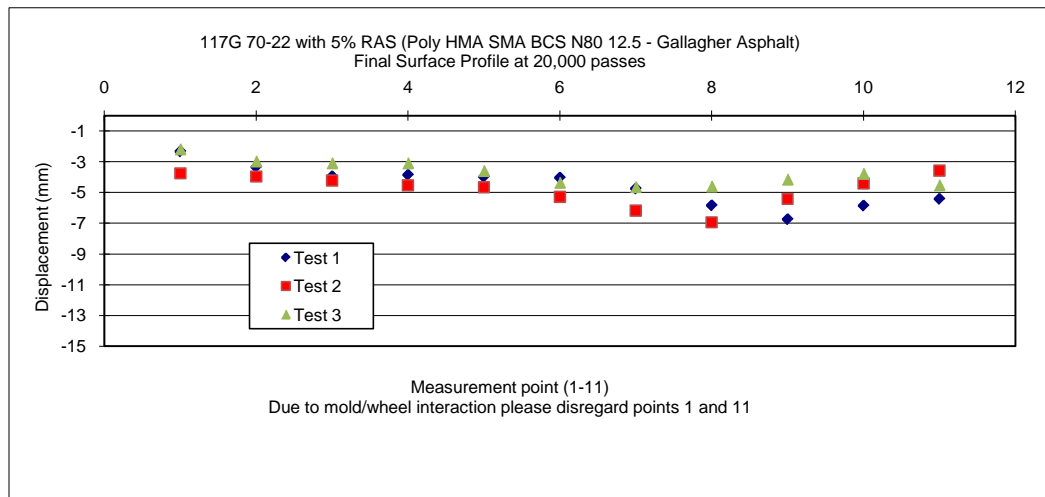
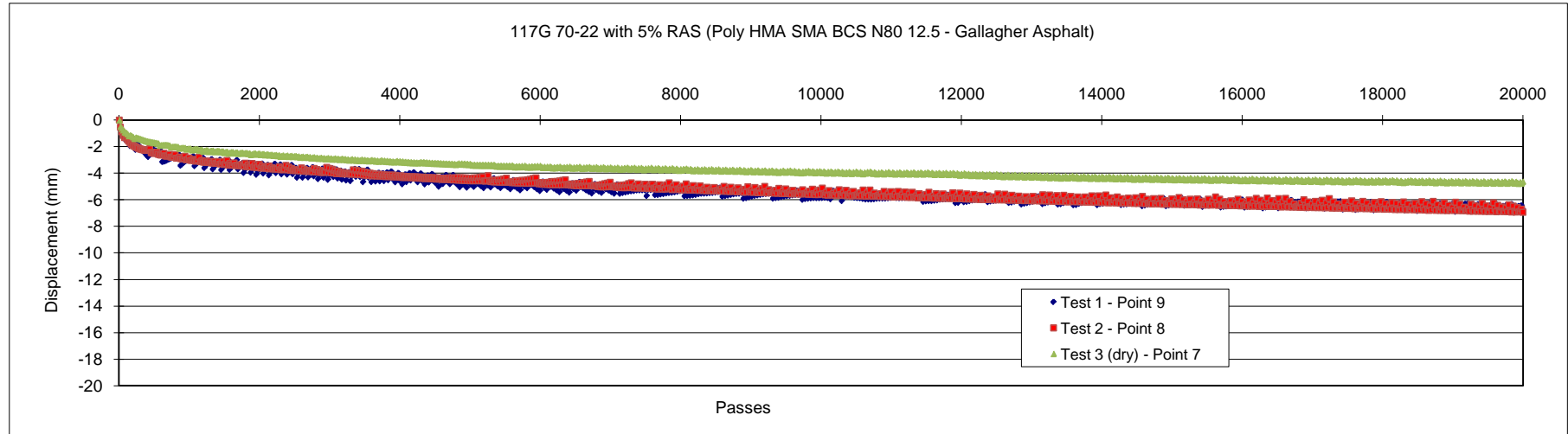
Mix ID: 117G 70-22 with 5% RAS (18435R - Poly HMA SMA BCS N80 12.5 - Gallagher Asphalt)

Test No. 1: 6.9% Voids / submerged in water at 50C / maximum displacement = 6.95 mm at point 9

Test No. 2: 7.4% Voids / submerged in water at 50C / maximum displacement = 6.94 mm at point 8

Test No. 3: 7.1% Voids / tested dry at 50C / maximum displacement = 4.78 mm at point 7

Comments: No secondary slope was observed


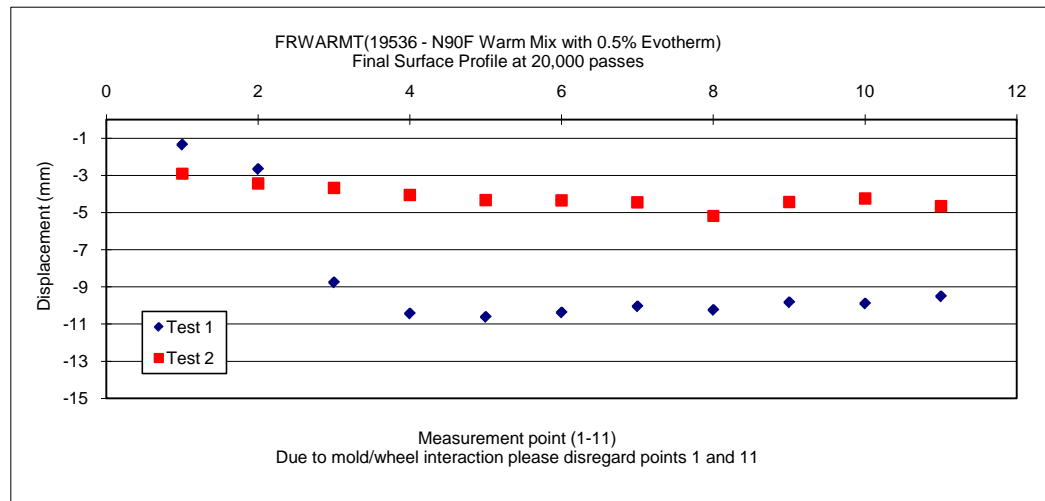
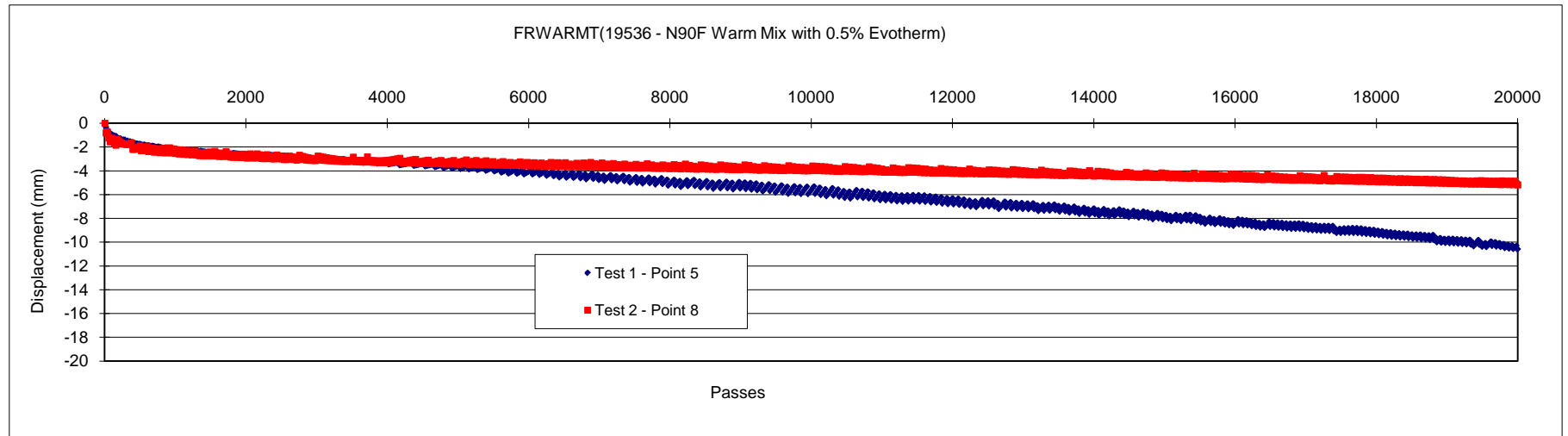


Mix ID: FRWARMT (19536 - N90F Warm Mix with 0.5% Evotherm)

Test No. 1: 7.5% Voids / submerged in water at 50C / maximum displacement = 10.62 mm at point 5

Test No. 2: 6.9% Voids / submerged in water at 50C / maximum displacement = 5.18 mm at point 8

Comments: No secondary slope was observed for Test 2. Test 1 does have the downward trend but a secondary slope is not well defined.



Mix ID: District 3 WMA Shoulders

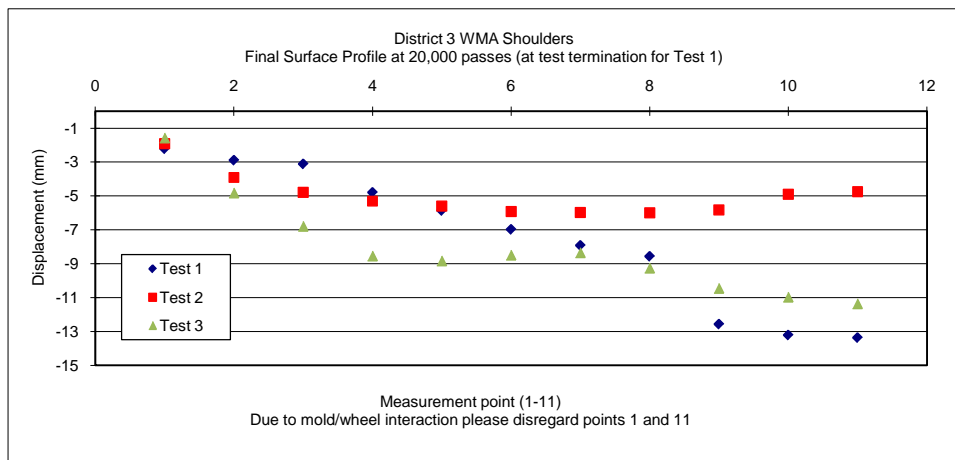
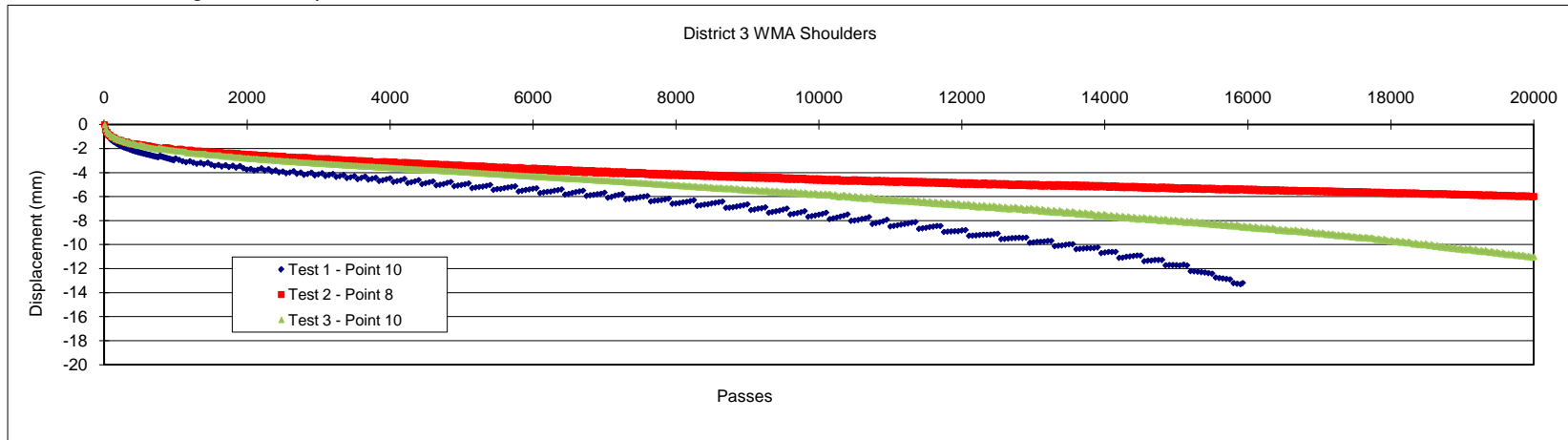
Test No. 1: Sample #2 (5.7% Voids) and Sample #4 (7.1% Voids) / submerged in water at 50C / maximum displacement = 13.30 mm at point 10

Test No. 2: Sample #3 (7.1% Voids) and Sample #6 (7.1% Voids) / submerged in water at 50C / maximum displacement = 6.02 mm at point 8

Test No. 3: Sample #1 (8.7% Voids) and Sample #5 (6.9% Voids) / submerged in water at 50C / maximum displacement = 11.06 mm at point 10

Comments: No secondary slope was observed for Test 2. A secondary slope is beginning to occur for Test 1. Test 1 was terminated at a rut depth of 13.30 mm.

Test 3 does have the downward trend but a secondary slope is not well defined. The void levels of the individual samples were not known by the U of I until after testing. Samples 1 and 2 were pilots and should not have been tested. This was discovered later after discussions with IDOT. Therefore, the pairs for Test 1 and 3 have different voids. These results should be considered with caution and additional testing should be performed on this mixture.



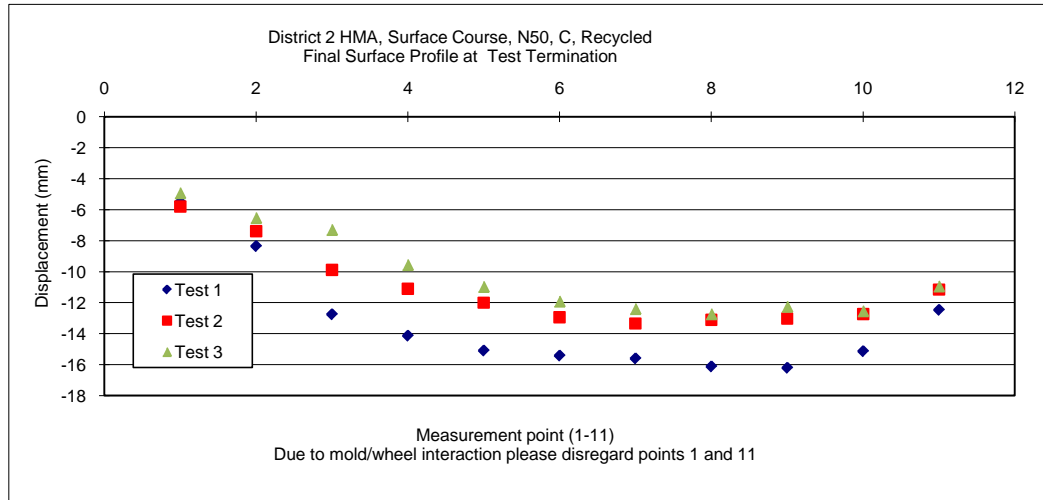
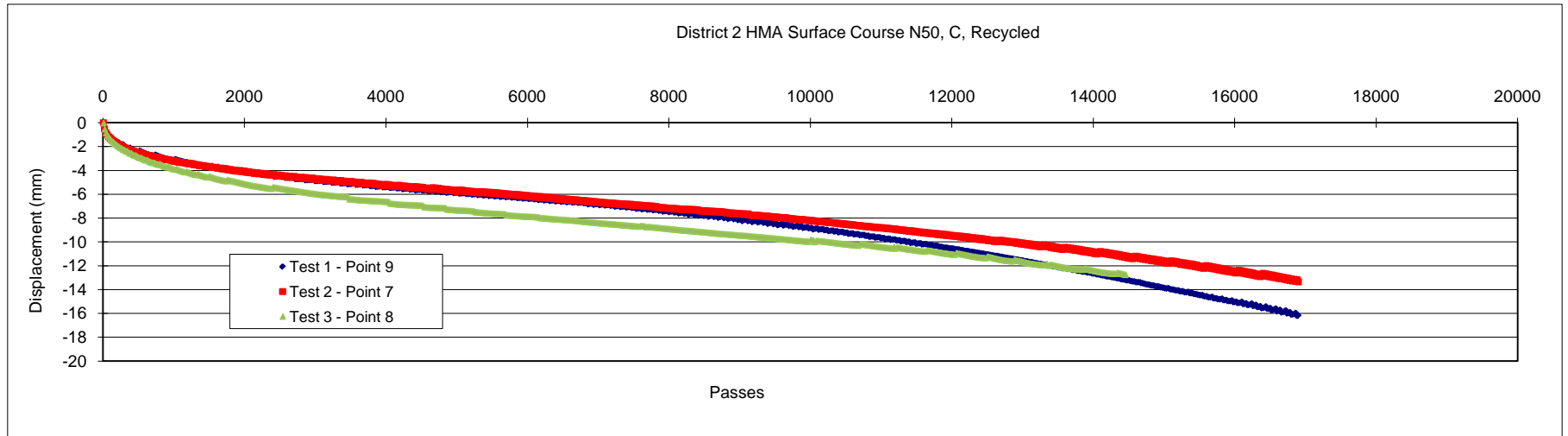
Mix ID: District 2 HMA Surface Course N50, C, Recycled

Test No. 1: Sample #3 (6.6% Voids) and Sample #4 (6.9% Voids) / submerged in water at 50C / maximum displacement = 16.22 mm at point 9

Test No. 2: Sample #5 (7.0% Voids) and Sample #7 (6.9% Voids) / submerged in water at 50C / maximum displacement = 13.35 mm at point 7

Test No. 3: Sample #8 (7.0% Voids) and Sample #9 (7.0% Voids) / submerged in water at 50C / maximum displacement = 12.74 mm at point 8

Comments: A secondary slope was beginning to occur for Tests 1, 2 & 3. Test 1 was terminated at a rut depth of 16.22 mm, Test 2 was terminated at a rut depth of 13.35 mm and Test 3 was terminated at a rut depth of 12.74 mm.



Mix ID: District 2 Warm Mix Surface Course N50, C, Recycled

Test No. 1: Sample #3 (6.8% Voids) and Sample #4 (7.0% Voids) / submerged in water at 50C / maximum displacement = 10.15 mm at point 8



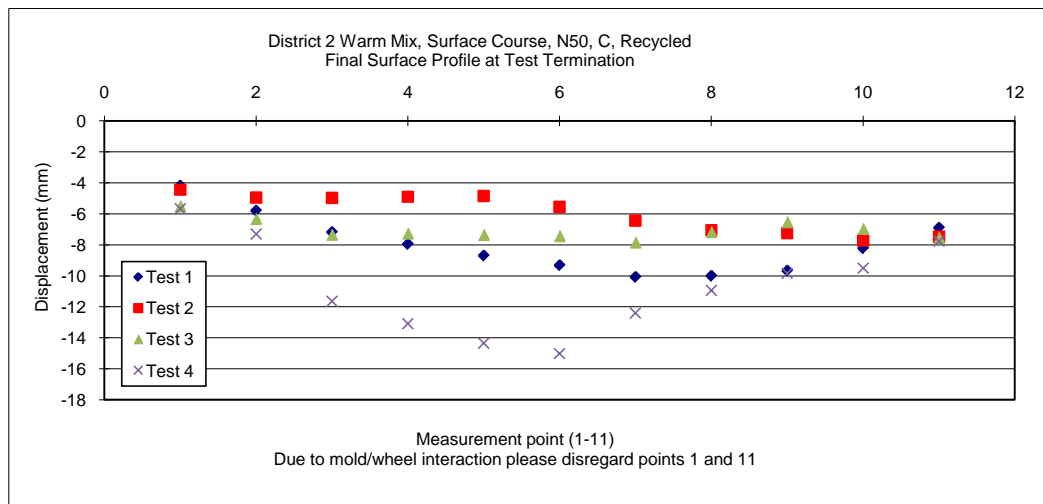
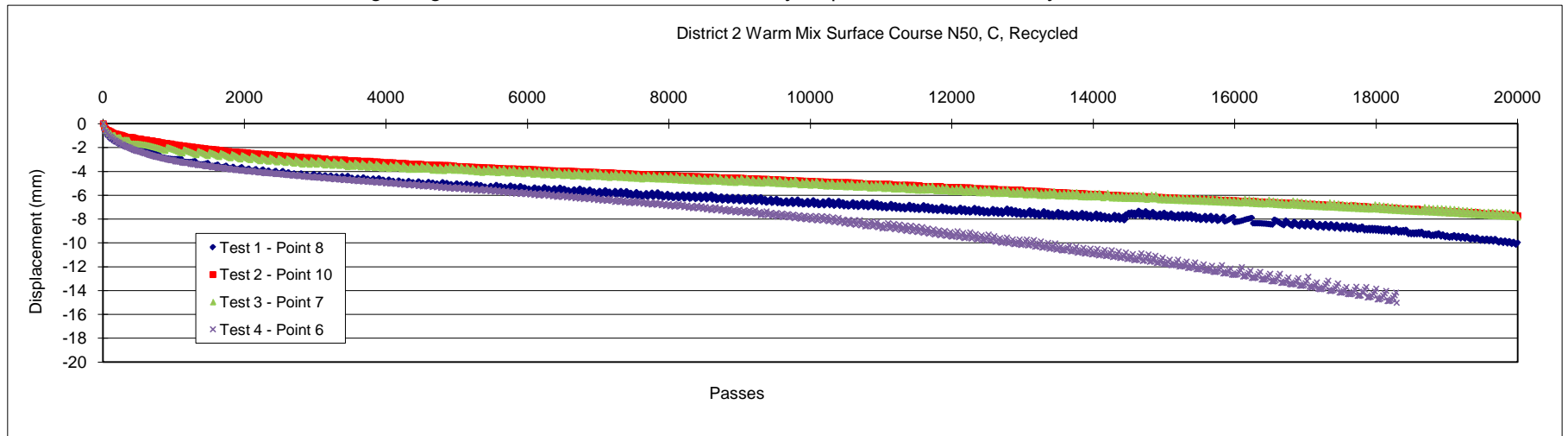
Test No. 2: Sample #6 (6.7% Voids) and Sample #7 (6.8% Voids) / submerged in water at 50C / maximum displacement = 7.77 mm at point 10

Test No. 3: Sample #8 (6.8% Voids) and Sample #9 (6.8% Voids) / submerged in water at 50C / maximum displacement = 7.83 mm at point 7

Test No. 4: Sample #10 (6.9% Voids) and Sample #11 (6.9% Voids) / submerged in water at 50C / maximum displacement = 15.02 at point 6

Comments: A secondary slope is beginning to occur for Test 4. Test 4 was terminated at a rut depth of 15.02 mm.

A downward trend is beginning to occur for Test 1 but a secondary slope is not well defined yet.


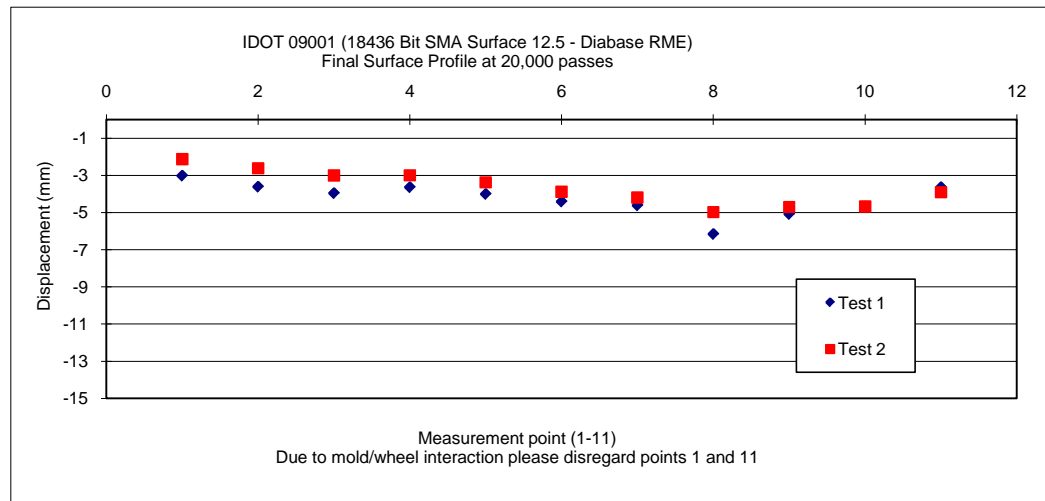
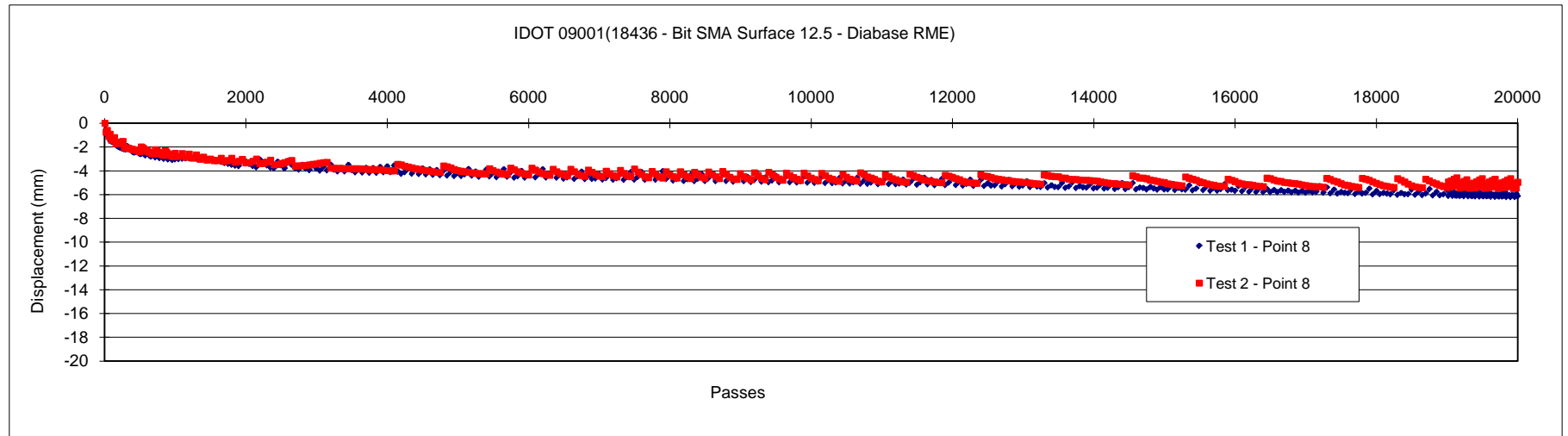


Mix ID: IDOT 09001 (18436 - Bit SMA Surface 12.5 - Diabase RME)

Test No. 1: 6.8% Voids / submerged in water at 50C / maximum displacement = 6.21 at point 8

Test No. 2: 6.8% Voids / submerged in water at 50C / maximum displacement = 5.48 at point 8

Comments: No secondary slope was observed.


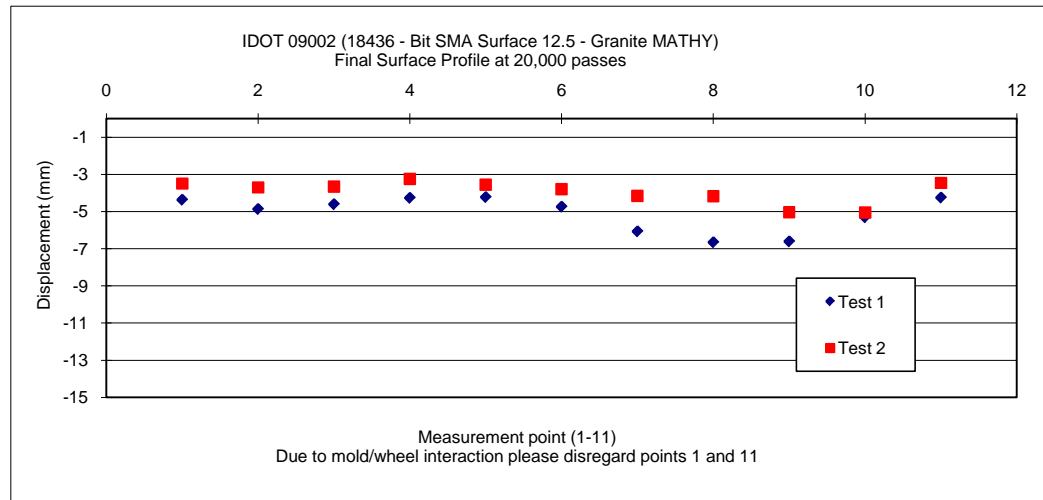
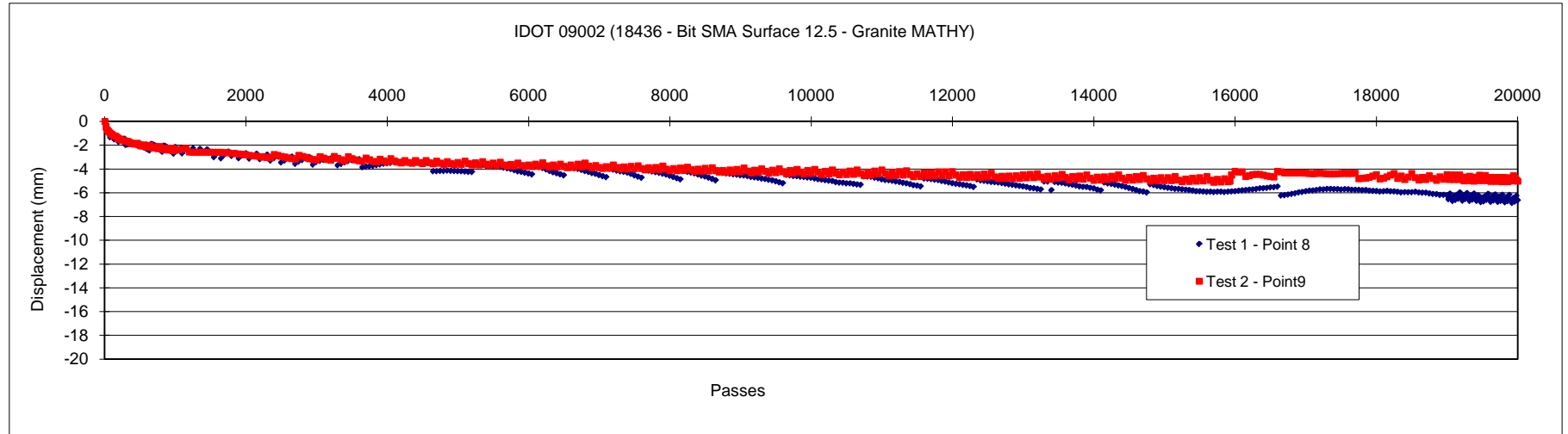


Mix ID: IDOT 09002 (18436 - Bit SMA Surface 12.5 - Granite MATHY)

Test No. 1: 7.1% Voids / submerged in water at 50C / maximum displacement = 6.86 mm at point 8

Test No. 2: 6.9% Voids / submerged in water at 50C / maximum displacement = 5.12 mm at point 9

Comments: No secondary slope was observed.



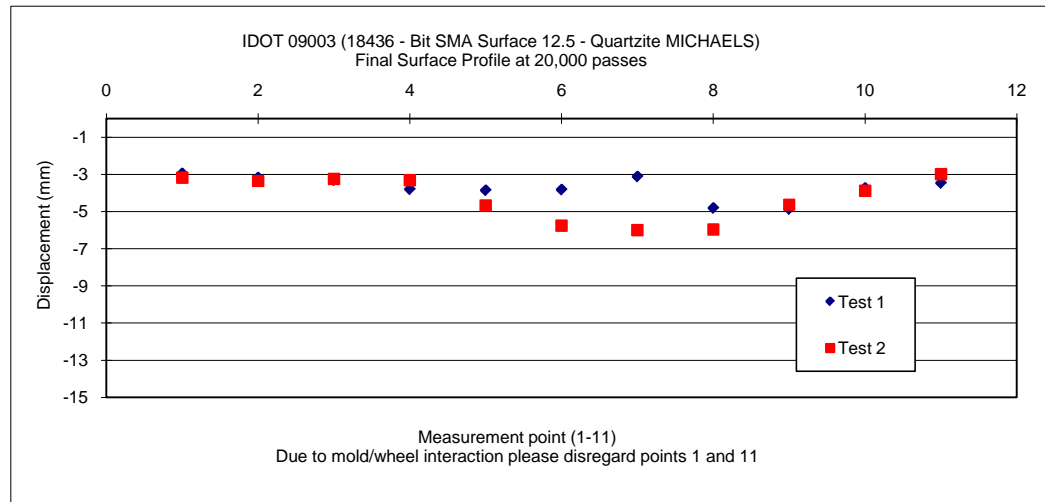
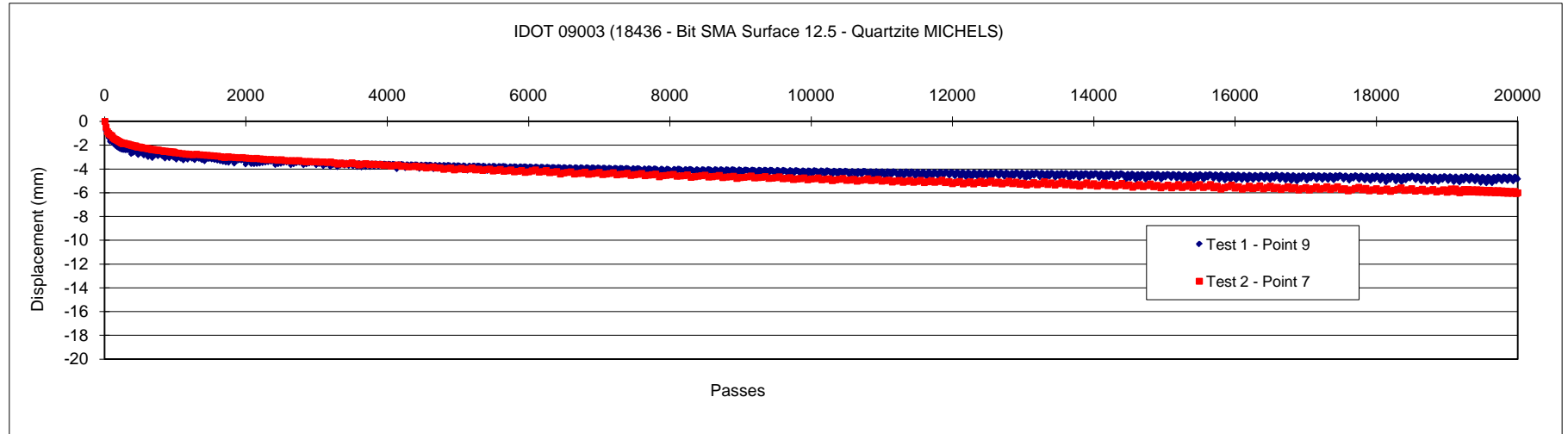


Mix ID: IDOT 09003 (18436 - Bit SMA Surface 12.5 - Quartzite MICHELS)

Test No. 1: 7.1% Voids / submerged in water at 50C / maximum displacement = 5.19 mm at point 9

Test No. 2: 7.3% Voids / submerged in water at 50C / maximum displacement = 6.07 mm at point 7

Comments: No secondary slope was observed.

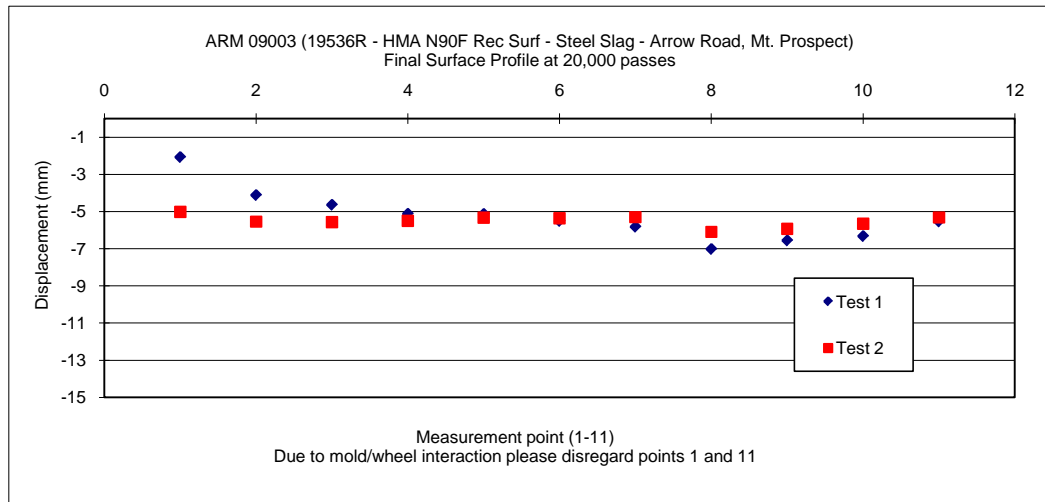
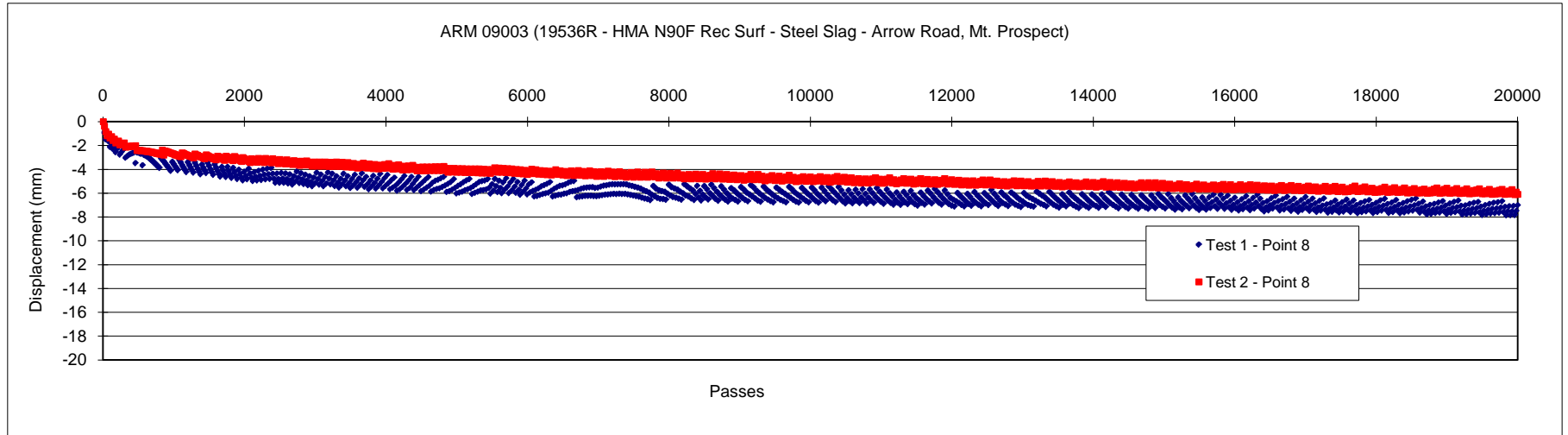


Mix ID: ARM 09003 (19536R - HMA N90F Rec Surf - Steel Slag - Arrow Road, Mt. Prospect)

Test No. 1: Voids (unreadable on sample) / submerged in water at 50C / maximum displacement = 7.85 at point 8

Test No. 2: 7.5% Voids / submerged in water at 50C / maximum displacement = 6.12 mm at point 8

Comments: No secondary slope was observed.

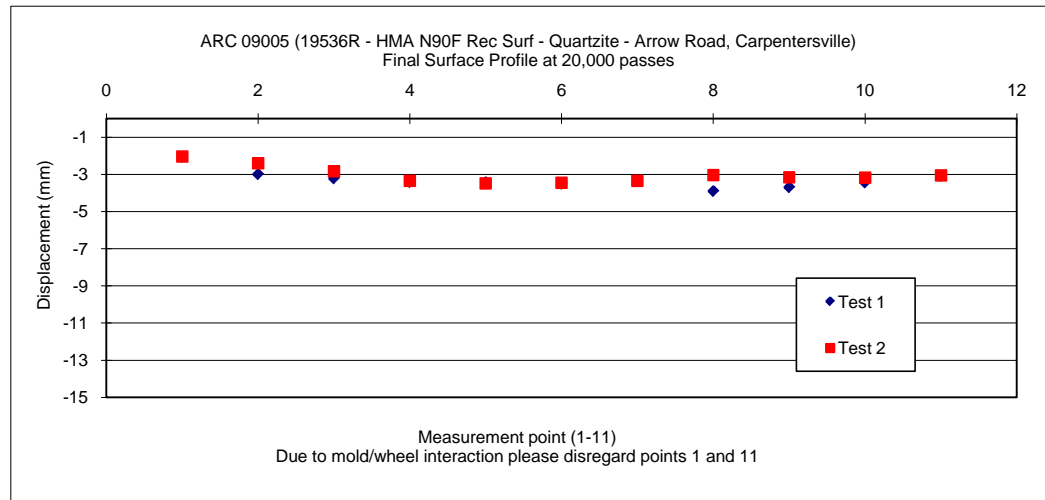
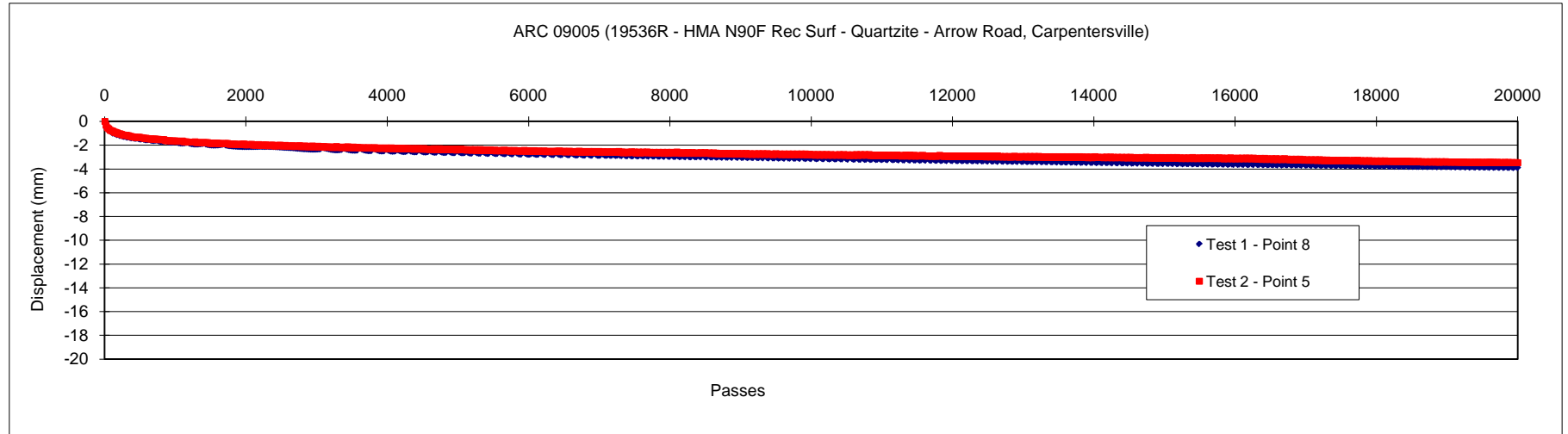


Mix ID: ARC 09005 (19536R - HMA N90F Rec Surf - Quartzite - Arrow Road, Carpentersville)

Test No. 1: 7.0 or 7.3% Voids (not able to read sample completely) / submerged in water at 50C / maximum displacement = 3.91 mm at point 8

Test No. 2: 7.1% Voids / submerged in water at 50C / maximum displacement = 3.48 mm at point 5

Comments: No secondary slope was observed.


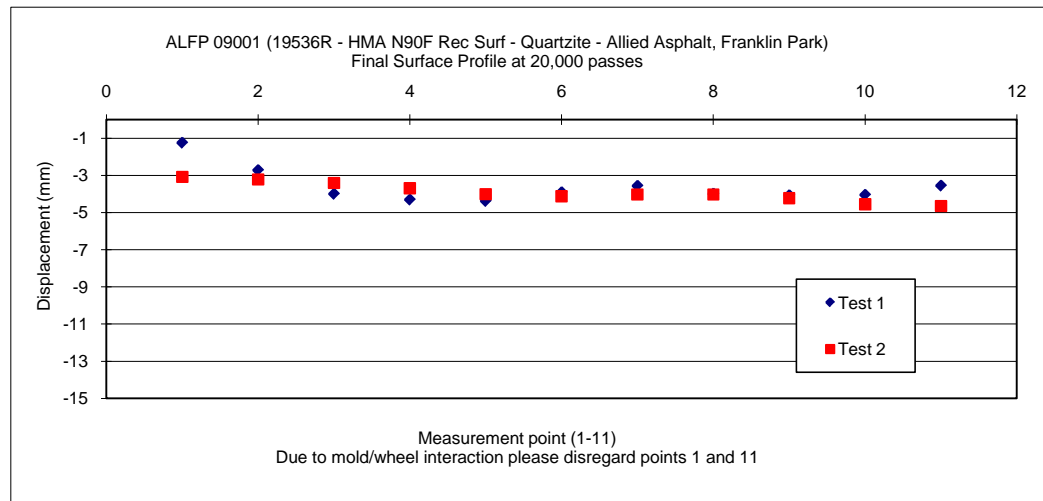
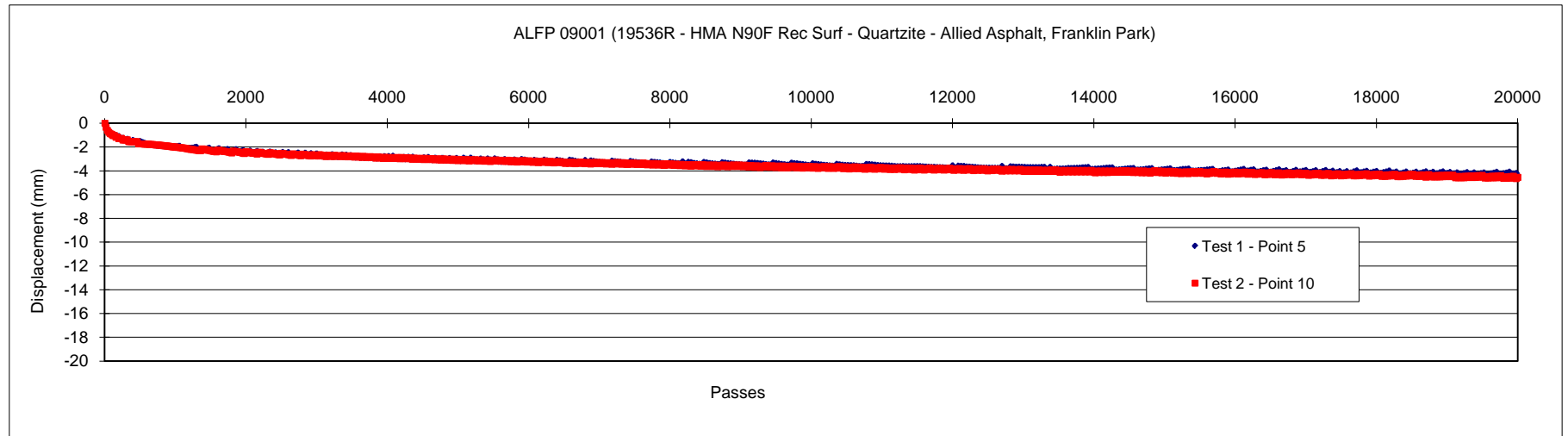


Mix ID: ALFP 09001 (19536R - HMA N90F Rec Surf - Quartzite - Allied Asphalt, Franklin Park)


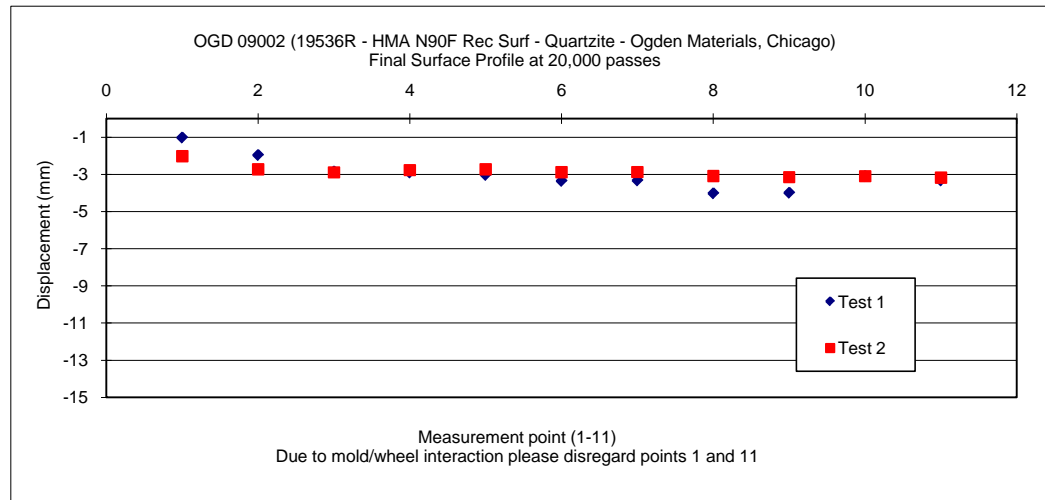
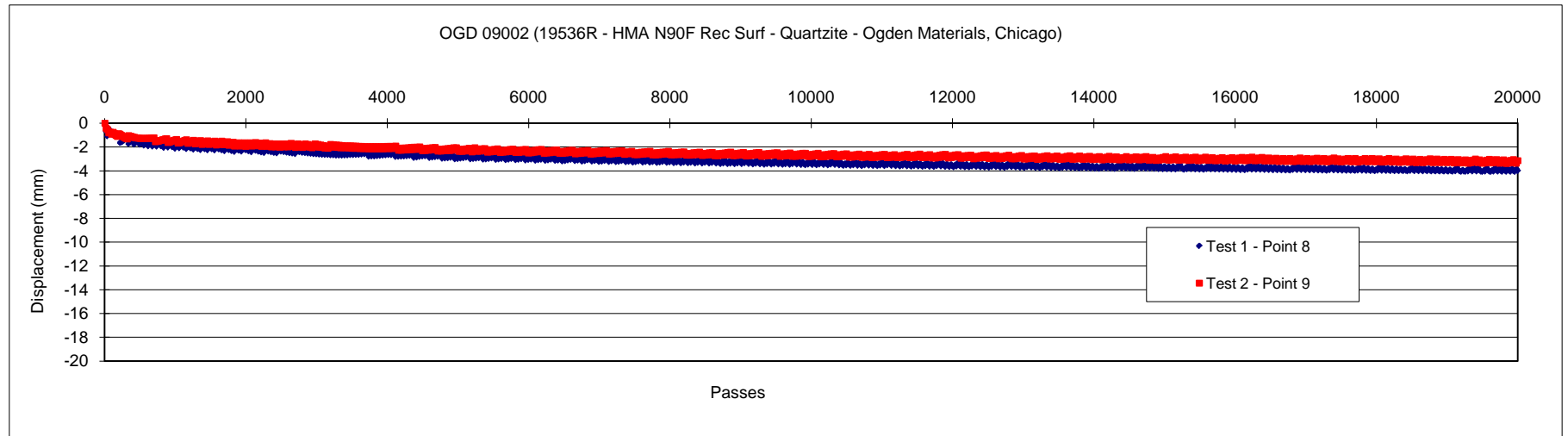
Test No. 1: 6.6% Voids / submerged in water at 50C / maximum displacement = 4.41 mm at point 5

Test No. 2: 6.8% Voids / submerged in water at 50C / maximum displacement = 4.66 mm at point 10

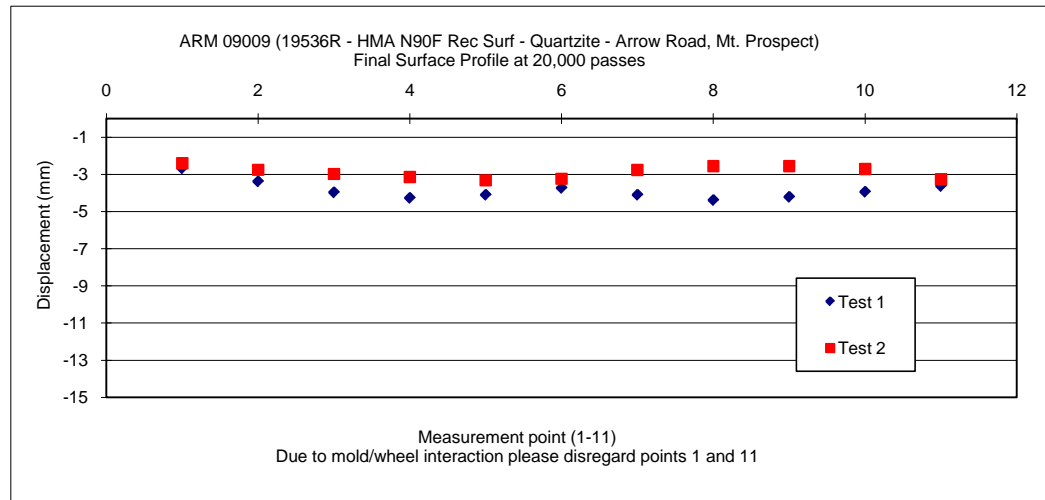
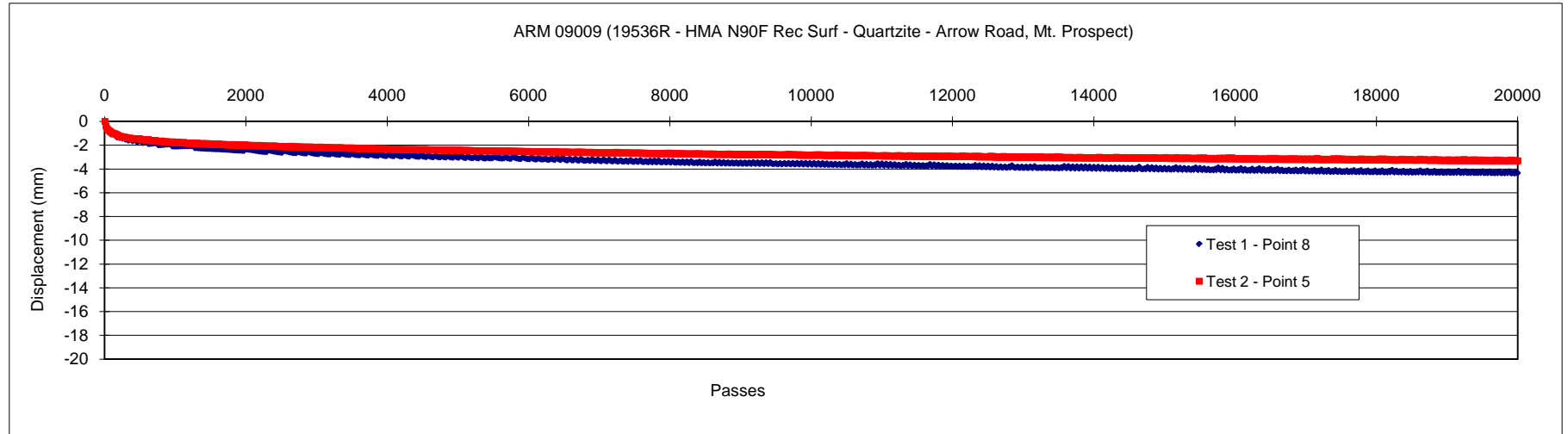
Comments: No secondary slope was observed.



Mix ID: OGD 09002 (19536R - HMA N90F Rec Surf - Quartzite - Ogden Materials, Chicago)
 Test No. 1: 6.9% Voids / submerged in water at 50C / maximum displacement = 4.09 mm at point 8
 Test No. 2: 6.8% Voids / submerged in water at 50C / maximum displacement = 3.38 mm at point 9
 Comments: No secondary slope was observed.



Mix ID: ARM 09009 (19536R - HMA N90F Rec Surf - Quartzite - Arrow Road, Mt. Prospect)
 Test No. 1: Voids (unreadable on sample) / submerged in water at 50C / maximum displacement = 4.39 mm at point 8
 Test No. 2: 6.9% Voids / submerged in water at 50C / maximum displacement = 3.35 mm at point 5
 Comments: No secondary slope was observed.





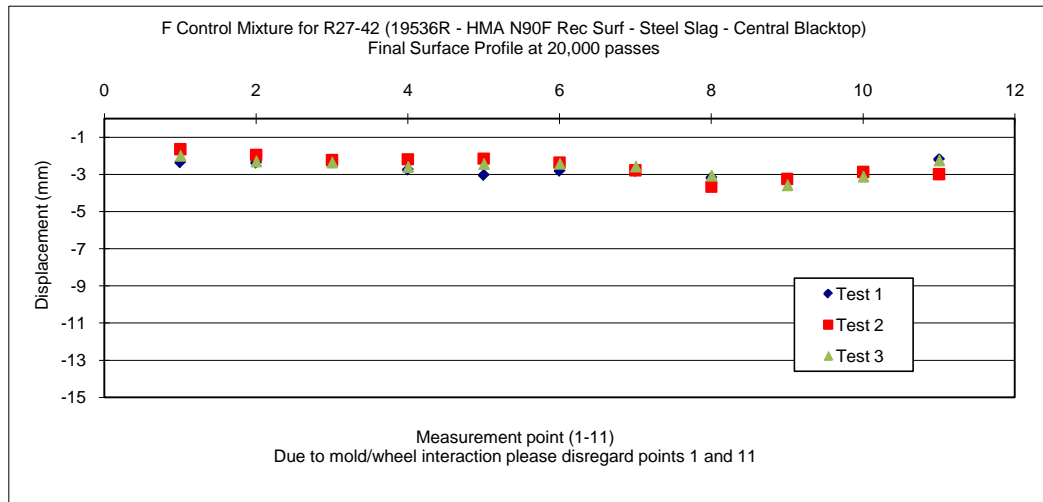
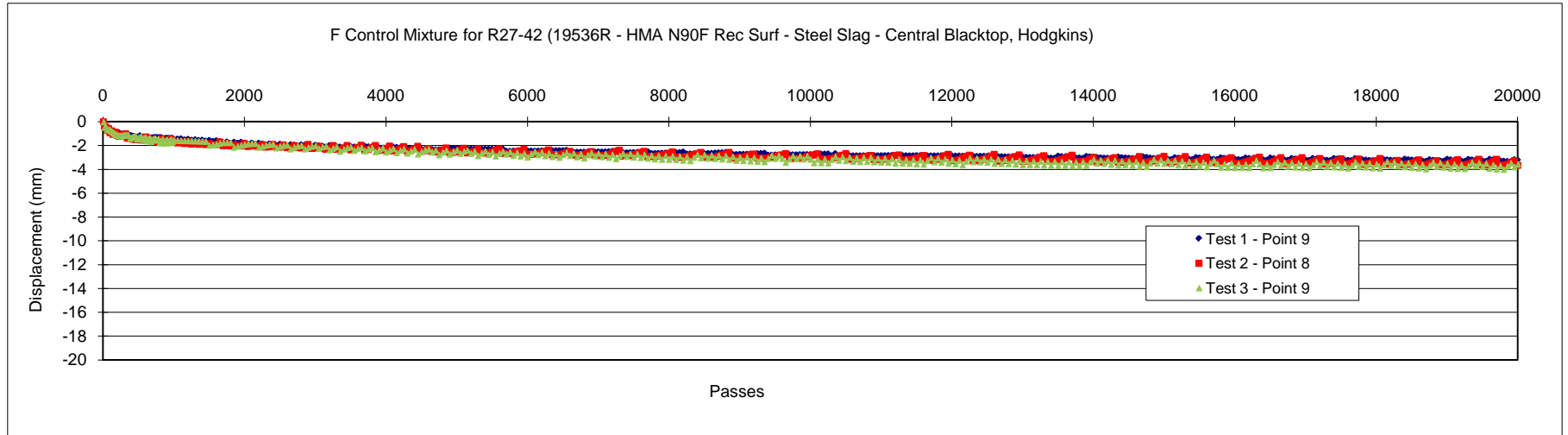
Mix ID: F Control Mixture for R27-42 (19536R - HMA N90F Rec Surf - Steel Slag - Central Blacktop, Hodgkins)

Test No. 1: 7.1% Voids / submerged in water at 50C / maximum displacement = 3.34 mm at point 9

Test No. 2: 7.1% Voids / submerged in water at 50C / maximum displacement = 3.67 mm at point 8

Test No. 3: 7.2% Voids / submerged in water at 50C / maximum displacement = 4.02 mm at point 9

Comments: No secondary slope was observed.



Mix ID: SMA Control Mixture for R27-42 (18436 - Poly HMA SMA SCS N80 12.5 - Steel Slag - K-Five, Chicago)

Test No. 1: 7.2% Voids / submerged in water at 50C / maximum displacement = 5.87 mm at point 8

Test No. 2: 7.3% Voids / submerged in water at 50C / maximum displacement = 5.97 mm at point 9



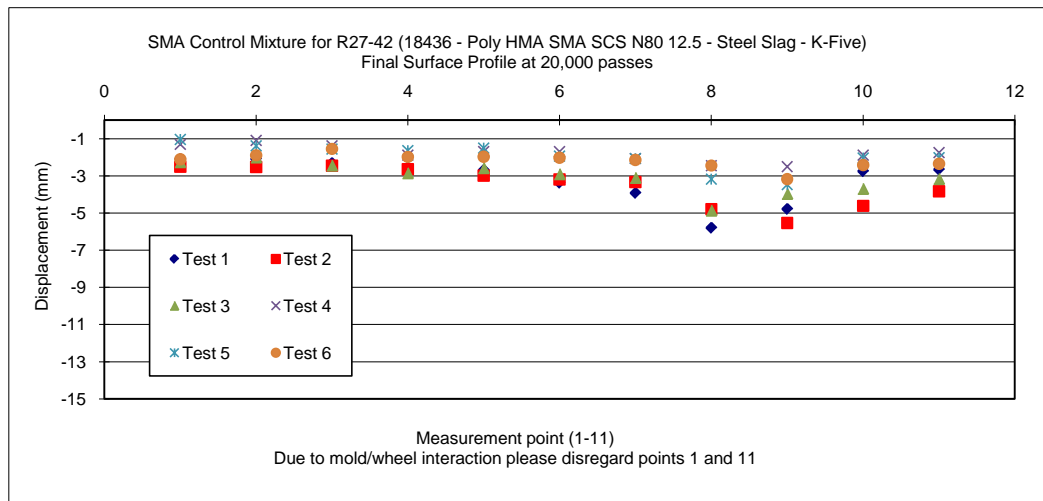
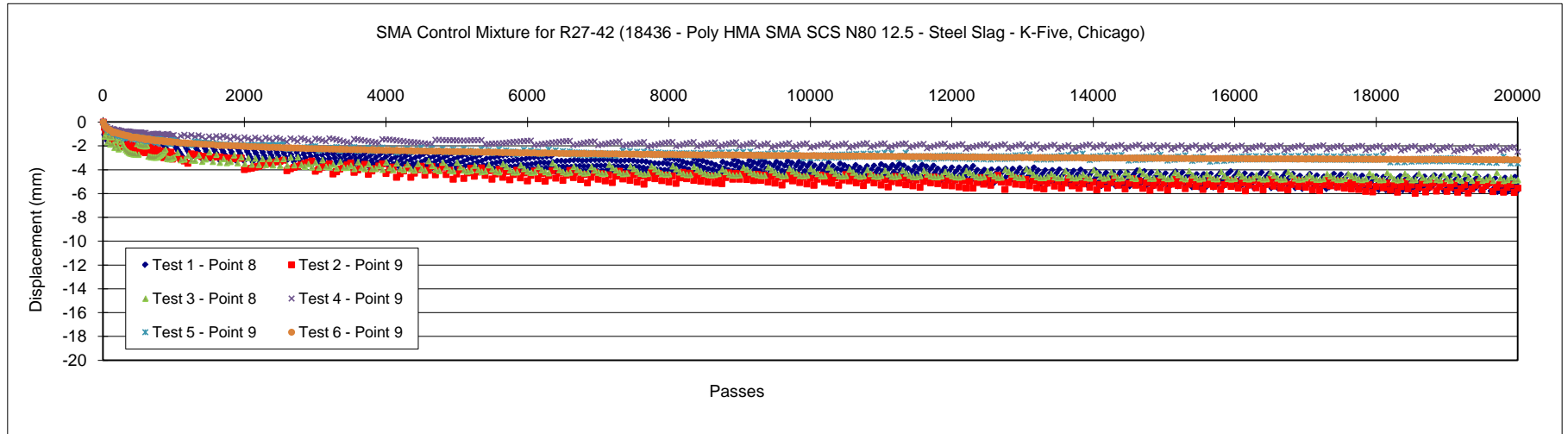
Test No. 3: 7.0% Voids / submerged in water at 50C / maximum displacement = 4.92 mm at point 8

Test No. 4: 4.7% Voids / submerged in water at 50C / maximum displacement = 2.50 mm at point 9

Test No. 5: 5.0% Voids / submerged in water at 50C / maximum displacement = 3.48 mm at point 9

Test No. 6: 4.9% Voids / submerged in water at 50C / maximum displacement = 3.17 mm at point 9

Comments: No secondary slope was observed.



APPENDIX C: DYNAMIC MODULUS TESTING RESULTS

| Sample ID: 114G PG76-22 (1) | | | | | | | | | | |
|-----------------------------|-----------------------|-------------------|-------------------|----------------------------|----------------|-----------------------|-------------------------|----------------------------|----------------------------------|---|
| Frequency (Hz) | Dynamic Modulus (kPa) | Phase Angle (Deg) | Average Temp. (C) | Average Conf. Press. (kPa) | Load Drift (%) | Deformation Drift (%) | Std. Error for Load (%) | Std. Error for Deforms (%) | Uniformity Coef. For Deforms (%) | Uniformity Coef. For Phase Angles (Deg) |
| 25.0 | 24044330 | 5.59 | -10 | -115.2 | 0.55 | 3.75 | 5.85 | 7.85 | 34.51 | 1.11 |
| 25.0 | 23957780 | 5.5 | -10 | -110.4 | 0.57 | 1.68 | 5.47 | 7.3 | 35.93 | 1.04 |
| 10.0 | 22526930 | 5.97 | -10 | -111.3 | 0.46 | 1.13 | 3.26 | 4.87 | 34.78 | 0.21 |
| 5.0 | 21553630 | 6.31 | -10 | -107.9 | 0.37 | 2.42 | 2.16 | 4.04 | 34.21 | 0.42 |
| 1.0 | 19179970 | 7.32 | -10 | -112.7 | 0.02 | 9.76 | 0.5 | 3.46 | 35.94 | 1 |
| 0.5 | 18144130 | 7.84 | -10 | -112.3 | -0.02 | 14.34 | 0.34 | 3.38 | 37.51 | 1.16 |
| 0.1 | 15705710 | 9.16 | -10 | -108.3 | 0.11 | 16.22 | 1.5 | 2.58 | 41.24 | 1.33 |
| 25.0 | 17828110 | 9.39 | 3 | -118.4 | 0.59 | 10.74 | 5.95 | 6.18 | 54.56 | 0.99 |
| 25.0 | 17838290 | 9.3 | 5 | -119.6 | 0.47 | 3.47 | 5.72 | 6.22 | 54.87 | 1.07 |
| 10.0 | 16145010 | 10 | 4 | -114.4 | 0.54 | 4.5 | 3.71 | 4.55 | 57.62 | 0.36 |
| 5.0 | 14929690 | 10.6 | 4 | -118.5 | 0.35 | 5.85 | 2.61 | 4.11 | 58.63 | 0.41 |
| 1.0 | 12256450 | 12.61 | 4 | -113.7 | 0.04 | 30.65 | 0.74 | 3.27 | 59.73 | 0.7 |
| 0.5 | 11130080 | 13.68 | 4 | -117.8 | 0.02 | 42.09 | 0.65 | 3.63 | 60.15 | 0.72 |
| 0.1 | 8647171 | 16.15 | 4 | -113.1 | -0.07 | 43.16 | 1.54 | 3.5 | 60.96 | 0.67 |
| 25.0 | 8828997 | 16.51 | 21 | -109.1 | 1.04 | 35.54 | 8.38 | 8.88 | 23.33 | 1.86 |
| 25.0 | 8931949 | 16.07 | 21 | -119.2 | 0.89 | 13.04 | 8.71 | 9.22 | 23.42 | 1.84 |
| 10.0 | 7646737 | 17.34 | 21 | -117.3 | 0.46 | 13.2 | 6.82 | 7.55 | 24.93 | 0.96 |
| 5.0 | 6707577 | 18.43 | 21 | -116.5 | 0.73 | 19.02 | 6.16 | 6.87 | 25.53 | 0.69 |
| 1.0 | 4701418 | 21.92 | 21 | -113.2 | 0.68 | 69.45 | 6.39 | 6.58 | 25.54 | 0.74 |
| 0.5 | 4014525 | 23.18 | 21 | -112.1 | 0.01 | 90.12 | 3.95 | 5.73 | 24.98 | 0.93 |
| 0.1 | 2722916 | 25.03 | 21 | -111 | 0.52 | 85.17 | 2.2 | 4.17 | 24.26 | 0.99 |
| 25.0 | 4915365 | 23.33 | 38 | -120.6 | 0.36 | 61.87 | 8.72 | 9.42 | 18.12 | 2.43 |
| 25.0 | 4993612 | 22.78 | 38 | -118.9 | -0.02 | 20.49 | 9.29 | 10.53 | 18.21 | 2.52 |
| 10.0 | 3903724 | 24.02 | 38 | -113.3 | 0.01 | 16.68 | 8.29 | 9.42 | 20.72 | 1.23 |
| 5.0 | 3212448 | 24.97 | 38 | -112.2 | 0.42 | 23.19 | 6.72 | 8.32 | 20.94 | 1.07 |
| 1.0 | 1990768 | 27.11 | 38 | -113.1 | 1.31 | 67.9 | 10.82 | 11.14 | 20.99 | 0.93 |
| 0.5 | 1646958 | 26.61 | 38 | -109.8 | -0.54 | 88.16 | 7.66 | 8.88 | 19.36 | 1.01 |
| 0.1 | 1060792 | 25.33 | 38 | -114.3 | 0.4 | 102.7 | 5.77 | 5.97 | 18.55 | 0.64 |
| 25.0 | 2448251 | 27.17 | 54 | -128.2 | -0.46 | 69.74 | 9.2 | 7.96 | 8.7 | 1.84 |
| 25.0 | 2451125 | 26.43 | 54 | -119 | -0.76 | 17.77 | 9.74 | 10 | 7.23 | 2.14 |
| 10.0 | 1750246 | 26.88 | 54 | -117.8 | 0.31 | 14.91 | 10.76 | 9.9 | 9.69 | 0.96 |
| 5.0 | 1398203 | 26.48 | 54 | -125.6 | 0.33 | 19.43 | 10 | 9.16 | 9.16 | 0.75 |
| 1.0 | 859060.6 | 25.42 | 54 | -119.8 | 1.52 | 38.9 | 22.03 | 19.32 | 6.38 | 0.27 |
| 0.5 | 745386.2 | 22.79 | 54 | -115.3 | 0.54 | 56.96 | 13.08 | 11.1 | 9.57 | 1.82 |
| 0.1 | 544408.8 | 19.67 | 54 | -116.3 | -8.28 | 97.68 | 9.23 | 6.12 | 15.13 | 1.61 |

| Sample ID: 114G PG76-22 (2) | | | | | | | | | | |
|-----------------------------|-----------------------|-------------------|-------------------|----------------------------|----------------|-----------------------|-------------------------|----------------------------|----------------------------------|---|
| Frequency (Hz) | Dynamic Modulus (kPa) | Phase Angle (Deg) | Average Temp. (C) | Average Conf. Press. (kPa) | Load Drift (%) | Deformation Drift (%) | Std. Error for Load (%) | Std. Error for Deforms (%) | Uniformity Coef. For Deforms (%) | Uniformity Coef. For Phase Angles (Deg) |
| 25.0 | 22579890 | 5.47 | -10 | -113.7 | 0.62 | 3.81 | 6.09 | 6.38 | 39.98 | 2.49 |
| 25.0 | 22612570 | 5.44 | -10 | -108.2 | 0.69 | 1.07 | 6.16 | 6.59 | 40.33 | 2.44 |
| 10.0 | 22030080 | 5.52 | -10 | -114.4 | 0.42 | 0.89 | 3.41 | 5.16 | 36.6 | 1.07 |
| 5.0 | 21134340 | 5.82 | -10 | -116 | 0.35 | 2.94 | 2.21 | 4.73 | 36.9 | 0.64 |
| 1.0 | 18933100 | 6.85 | -10 | -117.3 | 0.01 | 6.75 | 0.55 | 3.76 | 37.68 | 0.31 |
| 0.5 | 17920750 | 7.41 | -10 | -113.3 | 0.01 | 12.8 | 0.39 | 3.84 | 37.94 | 0.29 |
| 0.1 | 15565620 | 8.68 | -10 | -112.6 | -0.25 | 6.57 | 1.42 | 3.71 | 38.92 | 0.4 |
| 25.0 | 17070630 | 10.83 | 4 | -105 | 0.67 | 10.9 | 6.73 | 7.38 | 28.69 | 3.59 |
| 25.0 | 17055860 | 10.75 | 4 | -109.5 | 0.74 | 4.73 | 6.78 | 7.29 | 26.73 | 3.49 |
| 10.0 | 15385230 | 9.77 | 4 | -109.7 | 0.52 | 4.48 | 3.98 | 4.87 | 28.92 | 0.75 |
| 5.0 | 14290770 | 10.48 | 4 | -108.9 | 0.45 | 8.32 | 2.76 | 4.31 | 29.08 | 0.39 |
| 1.0 | 11705210 | 12.6 | 4 | -108.2 | 0.06 | 32.71 | 0.76 | 3.64 | 30.91 | 0.31 |
| 0.5 | 10612310 | 13.69 | 4 | -112.5 | 0.06 | 48.97 | 0.89 | 3.84 | 30.93 | 0.36 |
| 0.1 | 8230596 | 16.57 | 4 | -110.3 | 0.61 | 63.44 | 1.59 | 3.32 | 31.32 | 0.45 |
| 25.0 | 8587166 | 18.25 | 22 | -114.2 | 0.64 | 50.28 | 8.8 | 8.07 | 13.04 | 1.55 |
| 25.0 | 8650789 | 17.67 | 21 | -112.7 | 0.73 | 20.06 | 8.97 | 8.16 | 12.07 | 1.51 |
| 10.0 | 7259833 | 18.96 | 21 | -117.4 | 0.75 | 18.54 | 6.97 | 7.22 | 15.49 | 0.75 |
| 5.0 | 6284170 | 20.26 | 21 | -112.6 | 0.75 | 25.74 | 6.38 | 6.22 | 16.39 | 0.65 |
| 1.0 | 4258801 | 23.97 | 21 | -117.2 | 0.88 | 85.04 | 6.78 | 6.06 | 17.04 | 0.99 |
| 0.5 | 3579667 | 25.1 | 21 | -115.6 | -0.16 | 110.93 | 4.05 | 5 | 17.71 | 1.16 |
| 0.1 | 2340945 | 26.58 | 21 | -114.8 | 1.15 | 105.36 | 2.67 | 2.97 | 19.7 | 1.46 |
| 25.0 | 4574990 | 25.28 | 38 | -112.6 | -0.58 | 77.67 | 9.46 | 9.9 | 10.44 | 1.65 |
| 25.0 | 4686448 | 24.41 | 38 | -112.8 | -0.24 | 29.77 | 9.27 | 9.01 | 10.38 | 1.6 |
| 10.0 | 3563362 | 25.52 | 38 | -114 | 0.26 | 22.32 | 8.38 | 8.76 | 17.07 | 0.59 |
| 5.0 | 2888988 | 26.28 | 38 | -110 | 0.62 | 26.05 | 6.99 | 7.87 | 19.61 | 0.6 |
| 1.0 | 1757506 | 27.83 | 38 | -115.7 | 2.06 | 74.07 | 11.85 | 10.97 | 23.78 | 1.04 |
| 0.5 | 1465154 | 26.95 | 38 | -110.8 | 0.01 | 97.67 | 8.31 | 7.98 | 23.64 | 1.17 |
| 0.1 | 961997.2 | 25.2 | 38 | -110.2 | -1.28 | 95.59 | 7.03 | 5.01 | 26.12 | 1.29 |
| 25.0 | 2420649 | 27.49 | 54 | -120.6 | -0.38 | 62.38 | 8.39 | 7.49 | 22.51 | 0.34 |
| 25.0 | 2394134 | 26.98 | 54 | -117.1 | -0.21 | 22.75 | 8.72 | 8.12 | 21.02 | 0.09 |
| 10.0 | 1691576 | 27.1 | 54 | -120.9 | 0.32 | 16.24 | 7.31 | 5.99 | 20.06 | 0.75 |
| 5.0 | 1314501 | 27.11 | 54 | -117.5 | -0.13 | 9.32 | 6.58 | 6.16 | 19.14 | 0.88 |
| 1.0 | 826007.4 | 26.04 | 54 | -117.2 | 1.75 | 27.71 | 19.24 | 15.52 | 18.57 | 1.57 |
| 0.5 | 720577.8 | 23.36 | 54 | -119.6 | -0.1 | 34.79 | 12.99 | 10.25 | 18.96 | 1.5 |
| 0.1 | 544192.8 | 19.58 | 54 | -117.5 | 1.8 | 34.39 | 7.7 | 4.79 | 17.29 | 1.43 |

| Sample ID: 114G PG76-22 (3) | | | | | | | | | | |
|-----------------------------|-----------------------|-------------------|-------------------|----------------------------|----------------|-----------------------|-------------------------|----------------------------|----------------------------------|---|
| Frequency (Hz) | Dynamic Modulus (kPa) | Phase Angle (Deg) | Average Temp. (C) | Average Conf. Press. (kPa) | Load Drift (%) | Deformation Drift (%) | Std. Error for Load (%) | Std. Error for Deforms (%) | Uniformity Coef. For Deforms (%) | Uniformity Coef. For Phase Angles (Deg) |
| 25.0 | 26472930 | 3.71 | -10 | -113.1 | -60.04 | -62.16 | 37.97 | 40.52 | 25.84 | 2.04 |
| 25.0 | 26396270 | 2.9 | -10 | -109 | 0.51 | 1.29 | 5.48 | 8.69 | 30.2 | 2.7 |
| 10.0 | 25438130 | 4.67 | -10 | -111 | 0.48 | 0.69 | 2.98 | 4.92 | 26.48 | 0.94 |
| 5.0 | 24516070 | 4.97 | -10 | -112.5 | 0.3 | 0.5 | 1.85 | 4.17 | 25.73 | 0.61 |
| 1.0 | 22327420 | 5.76 | -10 | -110.3 | 0 | 3.54 | 0.49 | 3.5 | 25.13 | 0.38 |
| 0.5 | 21304400 | 6.19 | -10 | -110.1 | 0.01 | 4.14 | 0.34 | 3.41 | 24.92 | 0.34 |
| 0.1 | 18914200 | 7.22 | -10 | -110.4 | 0.07 | -3.32 | 1.39 | 3.5 | 24.11 | 0.36 |
| 25.0 | 19202130 | 8.02 | 4 | -109 | 0.58 | 7.7 | 6.23 | 10.51 | 24 | 1.85 |
| 25.0 | 19047380 | 7.79 | 4 | -110.1 | -119.74 | -142.12 | 51.43 | 58.59 | 24.66 | 1.9 |
| 10.0 | 17721690 | 8.87 | 4 | -112 | 0.52 | 3.93 | 3.55 | 6.37 | 29.2 | 0.82 |
| 5.0 | 16543290 | 9.47 | 4 | -110.6 | 0.34 | 5.71 | 2.34 | 5.17 | 29.22 | 0.63 |
| 1.0 | 13874990 | 11.19 | 4 | -114.5 | 0.04 | 22.76 | 0.65 | 3.99 | 28.49 | 0.53 |
| 0.5 | 12662520 | 12.1 | 4 | -105.4 | 0.04 | 37.21 | 0.52 | 4.07 | 28.54 | 0.55 |
| 0.1 | 10002840 | 14.66 | 4 | -105.4 | 0.35 | 44.45 | 1.57 | 4.02 | 28.27 | 0.69 |
| 25.0 | 9931693 | 16.6 | 21 | -110.8 | 0.89 | 37.93 | 8.06 | 7.68 | 17.29 | 2.04 |
| 25.0 | 10046030 | 16.31 | 21 | -110.6 | 0.61 | 15.52 | 8.27 | 8 | 18.76 | 2.04 |
| 10.0 | 8546818 | 17.42 | 21 | -105.5 | 0.38 | 14.76 | 6.18 | 7.37 | 21.13 | 1.07 |
| 5.0 | 7458831 | 18.6 | 21 | -106.9 | 0.45 | 21.49 | 5.72 | 6.59 | 20.95 | 0.81 |
| 1.0 | 5248492 | 21.95 | 21 | -105.3 | 0.67 | 74.75 | 5.14 | 6.15 | 19.33 | 0.46 |
| 0.5 | 4460798 | 23.28 | 21 | -108.1 | 0.24 | 98.63 | 4.32 | 5.85 | 18.45 | 0.47 |
| 0.1 | 3016587 | 25.14 | 21 | -109.8 | 0.55 | 94.08 | 2.15 | 3.57 | 17.3 | 0.42 |
| 25.0 | 5249902 | 23.63 | 38 | -106.4 | -0.01 | 57.66 | 9.53 | 13.6 | 33.54 | 1.37 |
| 25.0 | 5317515 | 22.8 | 38 | -109.8 | 0.43 | 20.15 | 9.94 | 13.52 | 32.25 | 1.59 |
| 10.0 | 4186777 | 24.05 | 38 | -106.8 | 0.64 | 15.44 | 8.89 | 9.63 | 29.91 | 0.27 |
| 5.0 | 3443823 | 25.04 | 38 | -111.8 | 0.83 | 20.17 | 7.71 | 8.31 | 29.41 | 0.12 |
| 1.0 | 2149577 | 27.12 | 38 | -105.7 | 1.7 | 61.92 | 11.06 | 10.14 | 29.43 | 0.31 |
| 0.5 | 1775580 | 26.72 | 38 | -110.7 | 0.3 | 77.95 | 7.03 | 7.13 | 28.91 | 0.33 |
| 0.1 | 1159176 | 25.32 | 38 | -105.5 | 1.4 | 70.01 | 5.18 | 4.51 | 28.78 | 0.45 |
| 25.0 | 2567790 | 26.15 | 54 | -116.2 | -0.82 | 60.09 | 9.44 | 21.42 | 17.89 | 0.42 |
| 25.0 | 2535649 | 25.67 | 54 | -117.4 | -0.54 | 16.18 | 9.77 | 23.13 | 17.05 | 0.63 |
| 10.0 | 1856238 | 25.74 | 54 | -119.5 | 0.33 | 17.95 | 7.77 | 13.92 | 16.31 | 0.43 |
| 5.0 | 1452991 | 25.87 | 54 | -116.7 | 0.17 | 9.5 | 7.29 | 14.34 | 18.02 | 0.49 |
| 1.0 | 921737.9 | 24.83 | 54 | -117.1 | 1.2 | 26.81 | 18.28 | 19.88 | 20.6 | 0.82 |
| 0.5 | 803507.3 | 22.65 | 54 | -116.9 | 0.01 | 34.68 | 14.44 | 16.11 | 21.16 | 0.81 |
| 0.1 | 598235.9 | 19.21 | 54 | -113.2 | -0.55 | 30.46 | 12.76 | 12.87 | 22.3 | 0.89 |

| Sample ID: 117G PG70-22 (1) | | | | | | | | | | |
|-----------------------------|-----------------------|-------------------|-------------------|----------------------------|----------------|-----------------------|-------------------------|----------------------------|----------------------------------|---|
| Frequency (Hz) | Dynamic Modulus (kPa) | Phase Angle (Deg) | Average Temp. (C) | Average Conf. Press. (kPa) | Load Drift (%) | Deformation Drift (%) | Std. Error for Load (%) | Std. Error for Deforms (%) | Uniformity Coef. For Deforms (%) | Uniformity Coef. For Phase Angles (Deg) |
| 25.0 | 21290320 | 4.81 | -10 | -108.3 | 0.72 | 4.03 | 6.31 | 12.2 | 3.25 | 0.47 |
| 25.0 | 21192240 | 4.9 | -10 | -112.9 | 0.67 | 1.13 | 6.23 | 11.69 | 4.15 | 0.61 |
| 10.0 | 19934620 | 5.42 | -10 | -112.6 | 0.58 | 1.84 | 3.71 | 14.67 | 3.8 | 0.27 |
| 5.0 | 19105560 | 5.59 | -10 | -113.7 | 0.37 | 1.9 | 2.41 | 14.58 | 4.4 | 0.23 |
| 1.0 | 17105700 | 6.56 | -10 | -114.4 | 0 | 8.79 | 0.57 | 12.73 | 2.99 | 0.33 |
| 0.5 | 16227810 | 6.95 | -10 | -114.9 | -0.01 | 12.66 | 0.37 | 12.58 | 3.56 | 0.36 |
| 0.1 | 14180640 | 8.02 | -10 | -111.4 | 0.23 | 6.97 | 1.42 | 13.54 | 4.78 | 0.41 |
| 25.0 | 14844530 | 8.97 | 3 | -103.8 | 0.74 | 8.11 | 6.93 | 14.06 | 8.84 | 1.96 |
| 25.0 | 14882100 | 8.94 | 4 | -110.1 | 0.72 | 2.88 | 6.93 | 15.12 | 10.9 | 1.85 |
| 10.0 | 13777920 | 9.19 | 4 | -111.1 | 0.53 | 3 | 4.18 | 10.03 | 10.72 | 0.86 |
| 5.0 | 12864890 | 9.41 | 4 | -109.7 | 0.42 | 5.56 | 2.93 | 10.71 | 10.62 | 0.36 |
| 1.0 | 10760870 | 11.07 | 4 | -106.4 | 0.05 | 20.85 | 0.8 | 7.92 | 9.88 | 0.26 |
| 0.5 | 9932550 | 11.83 | 4 | -106.6 | 0.05 | 30.5 | 0.9 | 7.92 | 10.79 | 0.31 |
| 0.1 | 7990962 | 13.77 | 4 | -105.9 | 0.22 | 31.34 | 1.56 | 8.78 | 10.55 | 0.46 |
| 25.0 | 7913179 | 16.93 | 21 | -111.6 | 0.81 | 34.82 | 8.42 | 8.87 | 24.58 | 2.31 |
| 25.0 | 8128723 | 16.58 | 21 | -111.5 | 0.44 | 13.62 | 8.61 | 9.23 | 27.57 | 2.26 |
| 10.0 | 6981087 | 17.29 | 21 | -110.1 | 0.59 | 12.79 | 7.06 | 8.44 | 27.39 | 1.13 |
| 5.0 | 6161012 | 18.18 | 21 | -109.1 | 0.68 | 19.22 | 6.76 | 7.59 | 27.32 | 0.94 |
| 1.0 | 4398903 | 20.92 | 21 | -111.7 | 0.79 | 69.77 | 6.2 | 7.03 | 25.75 | 0.84 |
| 0.5 | 3808037 | 21.84 | 21 | -108.3 | 0.05 | 91.62 | 4.4 | 6.28 | 25.51 | 0.79 |
| 0.1 | 2673499 | 23.66 | 21 | -108.4 | -0.54 | 89.56 | 2.39 | 3.9 | 24.34 | 0.74 |
| 25.0 | 5051364 | 21.91 | 38 | -110.9 | 0.37 | 60.32 | 8.74 | 11.92 | 22.69 | 2.05 |
| 25.0 | 5185572 | 21.22 | 38 | -111.7 | 0.45 | 22.26 | 8.98 | 13.18 | 24.07 | 1.85 |
| 10.0 | 4170858 | 22.21 | 38 | -111.5 | 0.38 | 17.22 | 8.37 | 11.96 | 25.61 | 0.8 |
| 5.0 | 3498638 | 23.08 | 38 | -112.7 | 0.68 | 22.95 | 7.35 | 11.4 | 25.92 | 0.72 |
| 1.0 | 2270117 | 25.15 | 38 | -111.5 | 1.46 | 70.62 | 9.87 | 12.83 | 26.46 | 0.96 |
| 0.5 | 1898222 | 25.24 | 38 | -113.1 | 0.3 | 90.3 | 6.51 | 10.61 | 26.88 | 0.83 |
| 0.1 | 1237278 | 25.02 | 38 | -111 | 1.21 | 68.8 | 4.27 | 8.42 | 28.46 | 1.05 |
| 25.0 | 2760327 | 25.1 | 54 | -111.4 | 0.09 | 66.02 | 8.68 | 11.9 | 30.78 | 0.86 |
| 25.0 | 2761753 | 24.5 | 54 | -111.8 | -0.39 | 24.41 | 9.15 | 11.58 | 27.26 | 0.77 |
| 10.0 | 2036697 | 25.4 | 54 | -111.9 | -0.11 | 12.91 | 8.48 | 10.21 | 28.02 | 0.36 |
| 5.0 | 1649141 | 25.48 | 54 | -109.7 | 0.56 | 18.59 | 7.99 | 9.43 | 27.32 | 0.44 |
| 1.0 | 1040654 | 25.24 | 54 | -110.9 | 1.71 | 34.03 | 16.97 | 14.77 | 27.33 | 0.8 |
| 0.5 | 889173.1 | 23.81 | 54 | -114.8 | -1.02 | 39.02 | 11.53 | 9.9 | 26.38 | 1.11 |
| 0.1 | 632028.3 | 21.08 | 54 | -114.7 | 1.4 | 9.96 | 8.81 | 6.05 | 24.34 | 1.07 |

| Sample ID: 117G PG70-22 (2) | | | | | | | | | | |
|-----------------------------|-----------------------|-------------------|-------------------|----------------------------|----------------|-----------------------|-------------------------|----------------------------|----------------------------------|---|
| Frequency (Hz) | Dynamic Modulus (kPa) | Phase Angle (Deg) | Average Temp. (C) | Average Conf. Press. (kPa) | Load Drift (%) | Deformation Drift (%) | Std. Error for Load (%) | Std. Error for Deforms (%) | Uniformity Coef. For Deforms (%) | Uniformity Coef. For Phase Angles (Deg) |
| 25.0 | 17654120 | 4.51 | -10 | -113.1 | 0.71 | 3.17 | 6.68 | 8.73 | 14.02 | 1.69 |
| 25.0 | 17650980 | 4.44 | -10 | -112.3 | 0.67 | 0.91 | 6.85 | 8.76 | 14.97 | 1.68 |
| 10.0 | 16675400 | 5.13 | -10 | -115.9 | 0.51 | 1.01 | 4.08 | 5.42 | 10.91 | 0.86 |
| 5.0 | 16036470 | 5.42 | -10 | -119.6 | 0.38 | 1.42 | 2.69 | 4.9 | 9.63 | 0.5 |
| 1.0 | 14459940 | 6.17 | -10 | -113.2 | 0.02 | 4.8 | 0.67 | 4.42 | 9.84 | 0.32 |
| 0.5 | 13749710 | 6.57 | -10 | -113.3 | -0.03 | 8.99 | 0.41 | 4.31 | 9.77 | 0.26 |
| 0.1 | 12160640 | 7.56 | -10 | -115.8 | 0.11 | 1.25 | 1.44 | 4.4 | 8.58 | 0.33 |
| 25.0 | 13076110 | 8.96 | 4 | -107.4 | 0.75 | 8.93 | 7.54 | 8.13 | 10.85 | 1.34 |
| 25.0 | 12964760 | 8.98 | 4 | -106.1 | 0.78 | 3.3 | 7.54 | 7.85 | 11.66 | 1.35 |
| 10.0 | 11764420 | 9.66 | 4 | -111.3 | 0.77 | 3.39 | 4.9 | 5.52 | 6.35 | 0.34 |
| 5.0 | 10939320 | 10.18 | 4 | -100 | 0.44 | 5.43 | 3.52 | 4.63 | 4.66 | 0.4 |
| 1.0 | 9065596 | 11.73 | 4 | -103.5 | 0.04 | 24.69 | 0.88 | 2.96 | 4.52 | 0.7 |
| 0.5 | 8283463 | 12.52 | 4 | -108.2 | 0.17 | 35.69 | 1.71 | 3.29 | 4.7 | 0.72 |
| 0.1 | 6602588 | 14.54 | 4 | -106.5 | -0.65 | 29.11 | 1.75 | 2.75 | 3.93 | 0.76 |
| 25.0 | 6472848 | 17.32 | 21 | -117.6 | 1.08 | 35.76 | 8.91 | 8.8 | 22.59 | 1.71 |
| 25.0 | 6563084 | 17 | 21 | -110.8 | 0.34 | 13.98 | 9.17 | 8.71 | 16.44 | 1.69 |
| 10.0 | 5533651 | 17.69 | 21 | -114.8 | 0.75 | 13.17 | 8.13 | 8.58 | 17.85 | 0.79 |
| 5.0 | 4866930 | 18.53 | 21 | -114.7 | 0.67 | 19.56 | 7.49 | 8.19 | 17.52 | 0.51 |
| 1.0 | 3440745 | 21.24 | 21 | -113 | 1.09 | 69.63 | 8.55 | 8.31 | 20.03 | 0.25 |
| 0.5 | 2995900 | 22.04 | 21 | -113.2 | 0.07 | 94.11 | 4.4 | 6.42 | 17.91 | 0.1 |
| 0.1 | 2108250 | 23.68 | 21 | -114.2 | -0.26 | 97.17 | 2.93 | 4.46 | 16.05 | 0.36 |
| 25.0 | 4092676 | 22.87 | 38 | -115 | 0.3 | 59.62 | 9.38 | 9.13 | 8.17 | 2.07 |
| 25.0 | 4259461 | 21.99 | 38 | -110.9 | -0.87 | 20.9 | 9.97 | 11.21 | 11.68 | 2.09 |
| 10.0 | 3426824 | 22.81 | 38 | -113.4 | 1.03 | 20.75 | 9 | 8.89 | 6.84 | 0.92 |
| 5.0 | 2862741 | 23.52 | 38 | -110.2 | 0.74 | 23.83 | 7.78 | 8.44 | 5.78 | 0.8 |
| 1.0 | 1870019 | 25.5 | 38 | -113 | 1.37 | 73.97 | 11.95 | 11.64 | 5.19 | 0.81 |
| 0.5 | 1585097 | 25.38 | 38 | -111.2 | 0.09 | 98.14 | 7.99 | 7.9 | 6.65 | 0.73 |
| 0.1 | 1064150 | 25.03 | 38 | -113 | 0.27 | 82.6 | 6.35 | 5.04 | 6.17 | 0.78 |
| 25.0 | 2686608 | 26.33 | 54 | -111.4 | -0.66 | 55.1 | 8.66 | 8.71 | 25.66 | 1.17 |
| 25.0 | 2709793 | 25.36 | 54 | -116.1 | -0.65 | 18.76 | 9.02 | 9.22 | 25.04 | 1.25 |
| 10.0 | 2002022 | 25.78 | 54 | -112.2 | 0.13 | 16.4 | 7.65 | 7.25 | 25.24 | 0.7 |
| 5.0 | 1570024 | 26.34 | 54 | -114.5 | 0.42 | 12.38 | 7.14 | 7.01 | 26.58 | 0.84 |
| 1.0 | 987568.4 | 26.15 | 54 | -113.9 | 1.37 | 40.37 | 17.79 | 14.9 | 27.53 | 1.3 |
| 0.5 | 841874.5 | 24.34 | 54 | -114.1 | 0.07 | 46.41 | 12.52 | 10.08 | 28.3 | 1.34 |
| 0.1 | 606760.4 | 21.01 | 54 | -118 | -0.4 | 49.13 | 8.95 | 5.44 | 29.83 | 1.57 |

| Sample ID: 117G PG70-22 (3) | | | | | | | | | | |
|-----------------------------|-----------------------|-------------------|-------------------|----------------------------|----------------|-----------------------|-------------------------|----------------------------|----------------------------------|---|
| Frequency (Hz) | Dynamic Modulus (kPa) | Phase Angle (Deg) | Average Temp. (C) | Average Conf. Press. (kPa) | Load Drift (%) | Deformation Drift (%) | Std. Error for Load (%) | Std. Error for Deforms (%) | Uniformity Coef. For Deforms (%) | Uniformity Coef. For Phase Angles (Deg) |
| 25.0 | 23128460 | 4.58 | -9 | -114 | 0.66 | 3.06 | 6.15 | 6.84 | 17.58 | 2.29 |
| 25.0 | 23122430 | 4.5 | -10 | -120.6 | 0.68 | 1.05 | 5.93 | 6.65 | 19.23 | 2.29 |
| 10.0 | 22193910 | 5.07 | -10 | -113.2 | 0.51 | 0.51 | 3.46 | 4.81 | 20.98 | 0.74 |
| 5.0 | 21304500 | 5.4 | -10 | -112.9 | 0.34 | 0.34 | 2.23 | 3.95 | 21.16 | 0.35 |
| 1.0 | 19225940 | 6.24 | -10 | -114.2 | 0.05 | 6.07 | 0.54 | 3.12 | 20.69 | 0.11 |
| 0.5 | 18284140 | 6.68 | -10 | -112.2 | 0.01 | 8.01 | 0.46 | 3.12 | 20.61 | 0.1 |
| 0.1 | 16025300 | 7.73 | -10 | -110.3 | 0 | -6.15 | 1.43 | 3.19 | 20.43 | 0.13 |
| 25.0 | 16815240 | 8.89 | 4 | -107.6 | 0.67 | 9.28 | 6.66 | 8.14 | 32.02 | 2.03 |
| 25.0 | 16820120 | 8.95 | 4 | -104.2 | 0.65 | 3.91 | 6.73 | 8.19 | 32.51 | 1.94 |
| 10.0 | 15120890 | 9.39 | 4 | -106.2 | 0.48 | 3.63 | 4.09 | 6.94 | 31.11 | 0.99 |
| 5.0 | 14037690 | 9.94 | 4 | -104.9 | 0.41 | 6.03 | 2.74 | 5.01 | 30.84 | 0.66 |
| 1.0 | 11635910 | 11.6 | 4 | -105.6 | 0.05 | 25.16 | 0.75 | 4.28 | 31.03 | 0.37 |
| 0.5 | 10620770 | 12.43 | 4 | -103.7 | 0.03 | 35.9 | 0.67 | 4.18 | 31.05 | 0.37 |
| 0.1 | 8352385 | 14.75 | 4 | -105.5 | 0.09 | 37.73 | 1.58 | 3.69 | 31.37 | 0.45 |
| 25.0 | 8159617 | 17.45 | 21 | -110.6 | 0.48 | 36.14 | 8.87 | 8.54 | 13.65 | 1.74 |
| 25.0 | 8247927 | 17.08 | 21 | -109.2 | 0.82 | 14.41 | 9.04 | 8.52 | 12.17 | 1.73 |
| 10.0 | 7016459 | 17.96 | 21 | -118.8 | 0.54 | 13.49 | 7.4 | 8.61 | 15.98 | 0.78 |
| 5.0 | 6128560 | 19.09 | 21 | -108.2 | 0.88 | 13.54 | 6.89 | 8.05 | 16.14 | 0.55 |
| 1.0 | 4279330 | 21.87 | 21 | -115.9 | 0.75 | 69.18 | 5.99 | 6.89 | 15.9 | 0.27 |
| 0.5 | 3651752 | 22.98 | 21 | -112.9 | 0.1 | 89.11 | 4.91 | 6.41 | 15.45 | 0.27 |
| 0.1 | 2491648 | 24.3 | 21 | -111.4 | 0.08 | 83.07 | 2.34 | 3.97 | 14.99 | 0.34 |
| 25.0 | 4420222 | 23.69 | 38 | -108.7 | 0.32 | 50.84 | 9.36 | 9.9 | 11.11 | 0.99 |
| 25.0 | 4516312 | 22.92 | 38 | -109.2 | 0.77 | 19.68 | 9.55 | 9.65 | 10.73 | 1.26 |
| 10.0 | 3535006 | 23.91 | 38 | -112.9 | 0.45 | 14.63 | 8.8 | 9.37 | 10.06 | 0.24 |
| 5.0 | 2922377 | 24.66 | 38 | -109.7 | 0.52 | 19.45 | 8.03 | 8.57 | 9.64 | 0.49 |
| 1.0 | 1848211 | 26.18 | 38 | -108.6 | 1.42 | 58.16 | 12.36 | 11.12 | 8.95 | 0.88 |
| 0.5 | 1540052 | 25.67 | 38 | -109.4 | 0.08 | 75.32 | 8 | 7.61 | 9 | 0.85 |
| 0.1 | 1021330 | 24.35 | 38 | -111.8 | -1.04 | 62.88 | 6.67 | 4.43 | 11.06 | 1.02 |
| 25.0 | 2650806 | 26.19 | 54 | -110.3 | 0.11 | 72.37 | 9.16 | 9.22 | 13.24 | 1.36 |
| 25.0 | 2643351 | 25.85 | 54 | -110.6 | 0.42 | 42.26 | 8.94 | 7.73 | 23.33 | 1.49 |
| 10.0 | 1751565 | 28.04 | 54 | -113.9 | 0.4 | 10.51 | 8.33 | 8.54 | 18.06 | 1.02 |
| 5.0 | 1375276 | 28.06 | 54 | -117 | -0.05 | 9.92 | 8.72 | 9.04 | 18.77 | 1.01 |
| 1.0 | 846932.1 | 27.1 | 54 | -112.3 | 2.69 | 33.6 | 20.68 | 16.88 | 19.21 | 0.86 |
| 0.5 | 719497.6 | 24.77 | 54 | -115.2 | -0.37 | 41.91 | 14.53 | 11.01 | 18.83 | 0.94 |
| 0.1 | 519818.7 | 20.88 | 54 | -116.1 | -1.23 | 31.23 | 10.23 | 5.7 | 18.9 | 0.86 |

| Sample ID: 117G PG76-22 (1) | | | | | | | | | | |
|-----------------------------|-----------------------|-------------------|-------------------|----------------------------|----------------|-----------------------|-------------------------|----------------------------|----------------------------------|---|
| Frequency (Hz) | Dynamic Modulus (kPa) | Phase Angle (Deg) | Average Temp. (C) | Average Conf. Press. (kPa) | Load Drift (%) | Deformation Drift (%) | Std. Error for Load (%) | Std. Error for Deforms (%) | Uniformity Coef. For Deforms (%) | Uniformity Coef. For Phase Angles (Deg) |
| 25.0 | 21049050 | 4.95 | -10 | -110.5 | 0.67 | 2.92 | 6.51 | 7.09 | 21.28 | 1.95 |
| 25.0 | 20976460 | 4.9 | -10 | -103.6 | 0.67 | 1.11 | 6.36 | 6.77 | 18.84 | 2.01 |
| 10.0 | 20042930 | 5.01 | -10 | -109.9 | 0.52 | 0.7 | 3.73 | 4.64 | 19.18 | 0.94 |
| 5.0 | 19327870 | 5.25 | -10 | -109.9 | 0.36 | 0.91 | 2.4 | 3.39 | 19.41 | 0.56 |
| 1.0 | 17551400 | 5.96 | -10 | -108.4 | 0.02 | 5.75 | 0.56 | 2.39 | 19.92 | 0.32 |
| 0.5 | 16784190 | 6.31 | -10 | -107 | 0 | 10.63 | 0.4 | 2.45 | 20.41 | 0.3 |
| 0.1 | 15008660 | 7.07 | -10 | -103.9 | 0.02 | 3.03 | 1.52 | 2.89 | 22.02 | 0.44 |
| 25.0 | 15501510 | 8.1 | 4 | -109 | 0.72 | 7.06 | 6.95 | 7.1 | 22.73 | 2.04 |
| 25.0 | 15569700 | 8.07 | 4 | -108.7 | 0.87 | 2.96 | 7.03 | 7.14 | 23.25 | 2.03 |
| 10.0 | 14508710 | 8.35 | 4 | -110.7 | 0.65 | 2.24 | 4.31 | 5.38 | 25.68 | 1.03 |
| 5.0 | 13639710 | 8.74 | 4 | -112.5 | 0.42 | 3.74 | 2.93 | 4.02 | 26.87 | 0.79 |
| 1.0 | 11598010 | 10.05 | 4 | -111.7 | 0.02 | 18.81 | 0.77 | 2.93 | 28.41 | 0.63 |
| 0.5 | 10741090 | 10.71 | 4 | -106 | 0.01 | 26.76 | 0.71 | 3.13 | 29.55 | 0.68 |
| 0.1 | 8804353 | 12.65 | 4 | -108.6 | 0.24 | 29.56 | 1.6 | 2.88 | 32.61 | 0.84 |
| 25.0 | 7620957 | 16.32 | 21 | -118.8 | 0.77 | 33.79 | 9.16 | 9.06 | 20.66 | 1.96 |
| 25.0 | 7759819 | 15.99 | 21 | -119.5 | 0.68 | 12.16 | 9.62 | 9.87 | 21.07 | 1.99 |
| 10.0 | 6677436 | 16.94 | 21 | -114.6 | 0.79 | 12.51 | 7.67 | 7.77 | 20.52 | 1.02 |
| 5.0 | 5908811 | 17.77 | 21 | -114.8 | 0.72 | 18.83 | 7.25 | 7.27 | 20.92 | 0.64 |
| 1.0 | 4259348 | 20.5 | 21 | -116.4 | 0.78 | 67.41 | 6.39 | 6.25 | 21.1 | 0.53 |
| 0.5 | 3699878 | 21.5 | 21 | -115.4 | 0.25 | 89.14 | 4.72 | 5.44 | 21.61 | 0.51 |
| 0.1 | 2636802 | 23.15 | 21 | -113.2 | -0.29 | 91.97 | 2.48 | 3.01 | 22.58 | 0.36 |
| 25.0 | 4967093 | 21.42 | 38 | -106.6 | 0.55 | 51.53 | 9.28 | 10.91 | 21.12 | 2.09 |
| 25.0 | 5083634 | 20.7 | 38 | -106.9 | 0.58 | 18.92 | 9.62 | 11.19 | 22.64 | 2.18 |
| 10.0 | 4102058 | 21.64 | 38 | -110.3 | 0.52 | 14.99 | 9 | 9.76 | 20.09 | 0.83 |
| 5.0 | 3454085 | 22.53 | 38 | -112.1 | 0.33 | 20.68 | 8.02 | 9 | 19.63 | 0.49 |
| 1.0 | 2253792 | 24.9 | 38 | -110.4 | 1.3 | 70.3 | 10.5 | 10.53 | 18.61 | 0.34 |
| 0.5 | 1889972 | 25.08 | 38 | -107.9 | -0.16 | 88.31 | 6.4 | 7.81 | 18.35 | 0.65 |
| 0.1 | 1244918 | 25.03 | 38 | -108.1 | 0.06 | 80.44 | 4.49 | 5.98 | 16.12 | 1.26 |
| 25.0 | 3145749 | 24.84 | 54 | -106.2 | -0.14 | 66.9 | 9.13 | 8.39 | 13.11 | 1.33 |
| 25.0 | 3180830 | 23.91 | 54 | -110 | -0.56 | 19.32 | 9.07 | 9.04 | 12.71 | 1.48 |
| 10.0 | 2402936 | 24.8 | 54 | -108.6 | 0.41 | 18.98 | 8.39 | 7.58 | 18.73 | 0.85 |
| 5.0 | 1879314 | 25.66 | 54 | -109.9 | 0.01 | 13.54 | 8.41 | 7.87 | 18.35 | 0.56 |
| 1.0 | 1193947 | 25.89 | 54 | -110.4 | 1.78 | 46.02 | 17.09 | 15.09 | 18.61 | 0.18 |
| 0.5 | 1011142 | 24.56 | 54 | -108.5 | 0.32 | 57.76 | 10.49 | 8.89 | 18.51 | 0.4 |
| 0.1 | 699838.5 | 21.92 | 54 | -113.3 | -0.38 | 53.15 | 6.79 | 4.75 | 17.78 | 0.7 |

| Sample ID: 117G PG76-22 (2) | | | | | | | | | | |
|-----------------------------|-----------------------|-------------------|-------------------|----------------------------|----------------|-----------------------|-------------------------|----------------------------|----------------------------------|---|
| Frequency (Hz) | Dynamic Modulus (kPa) | Phase Angle (Deg) | Average Temp. (C) | Average Conf. Press. (kPa) | Load Drift (%) | Deformation Drift (%) | Std. Error for Load (%) | Std. Error for Deforms (%) | Uniformity Coef. For Deforms (%) | Uniformity Coef. For Phase Angles (Deg) |
| 25.0 | 22500270 | 4.58 | -10 | -113.6 | 0.74 | 3.58 | 6.47 | 10.08 | 29.72 | 1.67 |
| 25.0 | 22402210 | 4.49 | -10 | -111.5 | 0.63 | 1.17 | 6.24 | 8.59 | 30.21 | 1.87 |
| 10.0 | 21081580 | 4.81 | -10 | -111.8 | 0.45 | 1.28 | 3.58 | 6.65 | 26.51 | 0.74 |
| 5.0 | 20284350 | 4.92 | -10 | -107.7 | 0.32 | 1.58 | 2.28 | 5.9 | 27.06 | 0.58 |
| 1.0 | 18497210 | 5.64 | -10 | -111.5 | 0.03 | 6.02 | 0.53 | 5.14 | 28.04 | 0.34 |
| 0.5 | 17671750 | 5.98 | -10 | -105.5 | 0.02 | 6.99 | 0.36 | 5.09 | 28.62 | 0.36 |
| 0.1 | 15688000 | 6.84 | -10 | -109.5 | 0.47 | 9.9 | 1.47 | 4.28 | 29.92 | 0.4 |
| 25.0 | 14135810 | 9.46 | 4 | -105 | 0.69 | 10.23 | 7.34 | 7.17 | 13.33 | 1.33 |
| 25.0 | 14462960 | 9.4 | 4 | -106.6 | 0.81 | 4.19 | 7.12 | 7.08 | 10.36 | 1.4 |
| 10.0 | 13260770 | 9.66 | 4 | -106.4 | 0.59 | 3.96 | 4.52 | 5.53 | 11.23 | 0.51 |
| 5.0 | 12392780 | 10.11 | 4 | -104.7 | 0.42 | 7.11 | 3.21 | 5.01 | 10.44 | 0.5 |
| 1.0 | 10336400 | 11.65 | 4 | -108.5 | 0.03 | 27.37 | 0.8 | 3.97 | 10.39 | 0.77 |
| 0.5 | 9534678 | 12.46 | 4 | -107.2 | 0.09 | 42.89 | 1.42 | 4.26 | 9.16 | 0.9 |
| 0.1 | 7664852 | 14.6 | 4 | -105.6 | -0.1 | 54.33 | 1.54 | 3.84 | 6.63 | 1.08 |
| 25.0 | 7115847 | 18.39 | 21 | -113.8 | 0.87 | 46.67 | 9.1 | 8.71 | 10.88 | 1.66 |
| 25.0 | 7226273 | 17.72 | 21 | -116.5 | 1.01 | 17.97 | 9.31 | 8.93 | 11.72 | 1.77 |
| 10.0 | 6165551 | 18.48 | 21 | -116.5 | 0.54 | 15.14 | 8.05 | 8.32 | 12.47 | 0.65 |
| 5.0 | 5418897 | 19.31 | 21 | -113.4 | 0.63 | 22.46 | 7.54 | 7.6 | 13.66 | 0.35 |
| 1.0 | 3805396 | 22.16 | 21 | -109.7 | 0.81 | 79.02 | 7.65 | 7.65 | 14.48 | 0.17 |
| 0.5 | 3296717 | 23 | 21 | -114 | 0.2 | 103.98 | 4.33 | 5.87 | 15.95 | 0.33 |
| 0.1 | 2341642 | 24.21 | 21 | -113.6 | 0.4 | 111.91 | 2.52 | 4.77 | 18.1 | 0.47 |
| 25.0 | 5007239 | 22.32 | 38 | -110.7 | 0.28 | 59.33 | 9.14 | 12.65 | 27.84 | 1.99 |
| 25.0 | 5046265 | 21.83 | 38 | -105.8 | 0.81 | 27.98 | 8.24 | 9.58 | 31.39 | 2.16 |
| 10.0 | 3898668 | 22.99 | 38 | -108.5 | 0.62 | 14.53 | 9.15 | 9.65 | 24.81 | 0.99 |
| 5.0 | 3249760 | 23.82 | 38 | -111.9 | 0.57 | 21.77 | 8.25 | 8.42 | 24.48 | 0.62 |
| 1.0 | 2074733 | 26.1 | 38 | -111.6 | 1.51 | 74.26 | 11.67 | 10.02 | 23.98 | 0.57 |
| 0.5 | 1729628 | 25.93 | 38 | -112.8 | 0.5 | 95.11 | 7.26 | 6.97 | 23.61 | 0.61 |
| 0.1 | 1137003 | 25.11 | 38 | -108.4 | 1.59 | 97.52 | 4.72 | 4.45 | 21.28 | 0.71 |
| 25.0 | 2787399 | 25.71 | 55 | -111 | -0.39 | 71.78 | 9.06 | 11.38 | 8.56 | 1.5 |
| 25.0 | 2839565 | 25.16 | 54 | -115.1 | 0.55 | 40.61 | 8.99 | 8.44 | 13.94 | 1.48 |
| 10.0 | 1840495 | 27.6 | 54 | -111.9 | -0.14 | 10.84 | 8.38 | 9.32 | 12.03 | 1.14 |
| 5.0 | 1439201 | 27.9 | 54 | -111.3 | 0.18 | 12.77 | 8.62 | 9.82 | 12.77 | 1.1 |
| 1.0 | 891367.1 | 27.16 | 54 | -112.8 | 1.81 | 44.54 | 19.48 | 17.1 | 15.1 | 1.11 |
| 0.5 | 756976.8 | 25.04 | 54 | -113.6 | 0.1 | 54.98 | 14.66 | 13.85 | 15.6 | 1.22 |
| 0.1 | 546308.3 | 21.6 | 54 | -113.4 | 6.4 | 68 | 7.91 | 6.69 | 17.22 | 1.47 |

| Sample ID: 117G PG76-22 (3) | | | | | | | | | | |
|-----------------------------|-----------------------|-------------------|-------------------|----------------------------|----------------|-----------------------|-------------------------|----------------------------|----------------------------------|---|
| Frequency (Hz) | Dynamic Modulus (kPa) | Phase Angle (Deg) | Average Temp. (C) | Average Conf. Press. (kPa) | Load Drift (%) | Deformation Drift (%) | Std. Error for Load (%) | Std. Error for Deforms (%) | Uniformity Coef. For Deforms (%) | Uniformity Coef. For Phase Angles (Deg) |
| 25.0 | 21130320 | 4.65 | -10 | -107.2 | 0.85 | 3.26 | 6.48 | 9.36 | 35.99 | 1.5 |
| 25.0 | 20948940 | 4.7 | -10 | -107.2 | 0.67 | 1.03 | 6.24 | 8.87 | 32.64 | 1.53 |
| 10.0 | 20262370 | 4.58 | -10 | -106.3 | 0.61 | 0.2 | 4.16 | 7.82 | 29.59 | 1.24 |
| 5.0 | 19678440 | 4.83 | -10 | -111 | 0.47 | 0.1 | 2.84 | 7.16 | 29.73 | 1.01 |
| 1.0 | 17813340 | 5.61 | -10 | -105.7 | 0.05 | 1.98 | 0.64 | 5.64 | 29.91 | 0.87 |
| 0.5 | 16988540 | 6.05 | -10 | -109.9 | -0.01 | 3.82 | 0.39 | 5.34 | 29.71 | 0.83 |
| 0.1 | 15130770 | 7.29 | -10 | -105.2 | 0.06 | -5 | 1.48 | 6.02 | 30.39 | 0.94 |
| 25.0 | 16259130 | 7.4 | 4 | -113.8 | 0.75 | 7.46 | 7.18 | 7.72 | 16.5 | 0.91 |
| 25.0 | 16294870 | 7.53 | 4 | -108.9 | 0.7 | 2.75 | 7.32 | 7.74 | 14.43 | 1.05 |
| 10.0 | 15139430 | 8.13 | 4 | -107 | 0.68 | 2.71 | 4.9 | 6.55 | 6.79 | 0.25 |
| 5.0 | 14261350 | 8.57 | 4 | -109.9 | 0.47 | 4.27 | 3.66 | 5.26 | 5.42 | 0.51 |
| 1.0 | 12059770 | 9.96 | 4 | -109.2 | 0.04 | 19.85 | 0.87 | 3.75 | 5.15 | 0.73 |
| 0.5 | 11153560 | 10.68 | 4 | -104.3 | -0.03 | 28.6 | 0.53 | 3.83 | 4.84 | 0.83 |
| 0.1 | 9086421 | 12.62 | 4 | -108.4 | 0.17 | 34.54 | 1.55 | 4.08 | 6.76 | 0.91 |
| 25.0 | 8068831 | 15.8 | 24 | -108.2 | 0.89 | 32.63 | 8.8 | 12.28 | 20.64 | 2.01 |
| 25.0 | 8123434 | 15.46 | 20 | -109.6 | 1.12 | 12.43 | 9.11 | 10.64 | 19.38 | 1.99 |
| 10.0 | 7088456 | 16.44 | 22 | -111.4 | 0.74 | 13.37 | 7 | 8.74 | 22.24 | 1.07 |
| 5.0 | 6252662 | 17.43 | 21 | -109.9 | 0.62 | 19.38 | 6.59 | 8.15 | 22.35 | 0.68 |
| 1.0 | 4518937 | 20.4 | 21 | -106 | 0.82 | 70.28 | 5.6 | 7.14 | 22.4 | 0.53 |
| 0.5 | 3892568 | 21.67 | 21 | -107.3 | 0.05 | 91.66 | 4.67 | 6.95 | 22.53 | 0.56 |
| 0.1 | 2701464 | 24 | 21 | -109.6 | 0.29 | 90.32 | 2.39 | 4.88 | 22.05 | 0.91 |
| 25.0 | 4283403 | 23.08 | 38 | -112.2 | 0.63 | 61.87 | 9.23 | 9.26 | 37.49 | 0.92 |
| 25.0 | 4374658 | 22.23 | 38 | -107.9 | -0.27 | 22.63 | 9.52 | 9.38 | 37.54 | 0.96 |
| 10.0 | 3425715 | 23.07 | 38 | -106.4 | 0.67 | 16.52 | 9.94 | 9.38 | 34.9 | 0.76 |
| 5.0 | 2835582 | 24.03 | 38 | -109.8 | 0.65 | 21.76 | 9.06 | 8.43 | 33.8 | 1.09 |
| 1.0 | 1812460 | 26.13 | 38 | -105.5 | 2.2 | 68.62 | 13.05 | 11.7 | 30.91 | 1.44 |
| 0.5 | 1514559 | 25.87 | 38 | -114.1 | 0 | 85.76 | 7.72 | 7.84 | 30.02 | 1.58 |
| 0.1 | 993946 | 25.22 | 38 | -114.2 | -0.24 | 76.29 | 5.05 | 4.42 | 28.08 | 1.77 |
| 25.0 | 2675395 | 25.88 | 54 | -112.1 | -0.38 | 66.54 | 9.03 | 9.19 | 31.2 | 2.06 |
| 25.0 | 2739153 | 25.13 | 54 | -115.8 | 0.65 | 28.78 | 9.07 | 8.12 | 33.26 | 1.48 |
| 10.0 | 1848313 | 26.93 | 54 | -117.9 | 0.67 | 9.67 | 7.86 | 7.39 | 29.26 | 1.52 |
| 5.0 | 1419480 | 27.71 | 54 | -113.4 | 0.11 | 10.44 | 8.9 | 9.1 | 28.65 | 1.62 |
| 1.0 | 874950.4 | 27.57 | 54 | -115.8 | 2.62 | 36.35 | 19.41 | 16.57 | 25.05 | 1.87 |
| 0.5 | 742282.3 | 25.44 | 54 | -117 | -0.06 | 41.6 | 13.32 | 11.02 | 23.55 | 1.92 |
| 0.1 | 523685.8 | 21.95 | 54 | -113.5 | -3.32 | 29.5 | 7.88 | 5.73 | 21.16 | 1.68 |